



**HAL**  
open science

## Gold(I)-catalyzed formation of furans by a Claisen type rearrangement of ynenyl allyl ethers

Florin M. Istrate, Fabien Gagosz

► **To cite this version:**

Florin M. Istrate, Fabien Gagosz. Gold(I)-catalyzed formation of furans by a Claisen type rearrangement of ynenyl allyl ethers. *Beilstein Journal of Organic Chemistry*, 2011, 7, pp.878-885. 10.3762/bjoc.7.100 . hal-00950027

**HAL Id: hal-00950027**

**<https://polytechnique.hal.science/hal-00950027>**

Submitted on 3 Mar 2014

**HAL** is a multi-disciplinary open access archive for the deposit and dissemination of scientific research documents, whether they are published or not. The documents may come from teaching and research institutions in France or abroad, or from public or private research centers.

L'archive ouverte pluridisciplinaire **HAL**, est destinée au dépôt et à la diffusion de documents scientifiques de niveau recherche, publiés ou non, émanant des établissements d'enseignement et de recherche français ou étrangers, des laboratoires publics ou privés.

# Gold(I)-catalyzed formation of furans by a Claisen-type rearrangement of ynenyl allyl ethers

Florin M. Istrate and Fabien Gagosz\*

## Letter

Open Access

Address:  
Département de Chimie, UMR 7652, CNRS/Ecole Polytechnique,  
91128 Palaiseau, France

Email:  
Fabien Gagosz\* - gagosz@dcso.polytechnique.fr

\* Corresponding author

Keywords:  
Claisen rearrangement; furans; gold-catalysis; quaternary centers

*Beilstein J. Org. Chem.* **2011**, *7*, 878–885.  
doi:10.3762/bjoc.7.100

Received: 20 April 2011  
Accepted: 08 June 2011  
Published: 29 June 2011

This article is part of the Thematic Series "Gold catalysis for organic synthesis".

Guest Editor: F. D. Toste

© 2011 Istrate and Gagosz; licensee Beilstein-Institut.  
License and terms: see end of document.

## Abstract

A series of ynenyl allyl ethers were rearranged into polysubstituted furans in the presence of a gold(I) catalyst. It is proposed that the transformation involves a Claisen-type rearrangement that allows the efficient creation of quaternary centers under mild experimental conditions.

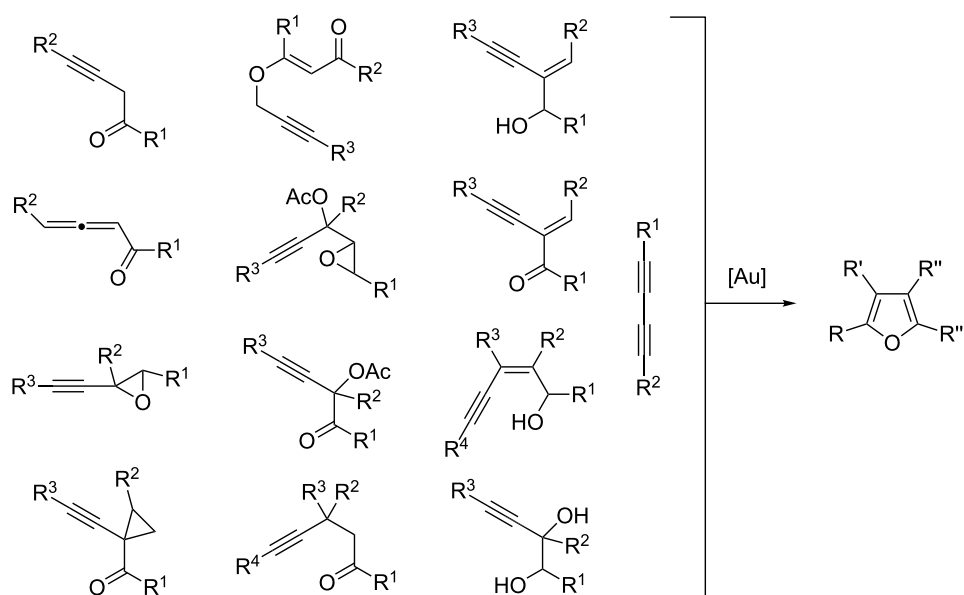
## Findings

Furans represent an important class of heteroaromatic compounds, which are found in a large number of natural products, in synthetic biologically active substances and also in flavor chemicals [1,2]. Consequently, many efforts have been devoted to the development of synthetic methods which allow a rapid, efficient, and selective access to the furan motif [3-6]. Recently, several new strategies that involve a metal-mediated cyclization of an allene or an alkyne derivative with an oxygen functionality have appeared in the literature [7]. Among the transition metals that are commonly employed in these transformations (viz. Cu, Ag, Pd and Au), gold has proven to be particularly suitable given the strong  $\pi$  Lewis acidic property of cationic gold species and their ability to activate alkynes and allenes towards the addition of oxygen functionalities [8-16].

The various alkynyl and allenyl compounds presented in Scheme 1 have thus proved to be suitable precursors for the formation of polysubstituted furans in the presence of a gold(I) or a gold(III) catalyst [17-44].

We report herein our own investigations in this field which have led to the development of a new procedure for the synthesis of polysubstituted furans by a gold-catalyzed cycloisomerization of ynenyl allyl ethers [45-48].

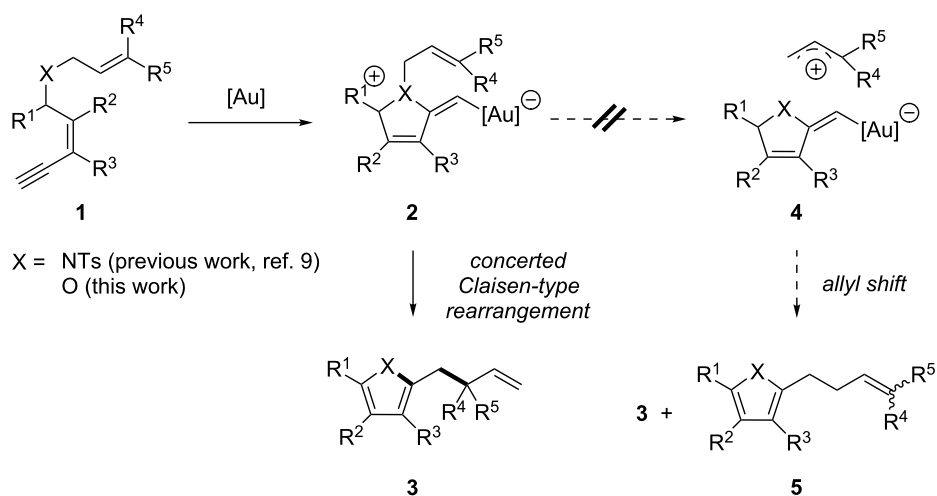
In the course of our work on the development of new gold-catalyzed transformations [49-51], we recently found that a series of ynenyl allyl tosylamides **1** (X = NTs) could be converted under mild experimental conditions into functional-



**Scheme 1:** Alkynyl and allenyl substrates in gold-catalyzed formation of furans.

ized pyrroles **3** (X = NTs) in the presence of a gold(I) catalyst (Scheme 2) [52]. In contrast to Fürstner's observations for the rearrangement of allyl pent-4-ynyl ethers [53,54], the results obtained during this study strongly suggested that no allyl cation was formed during the reaction. The substitution pattern of the pyrroles thus obtained point toward the involvement of a more concerted aza-Claisen-type rearrangement mechanism (**2** → **3**) and tend to exclude the possibility of a simple N to C allyl

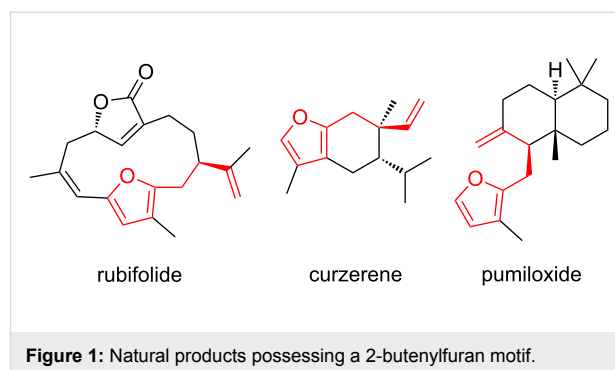
shift (**2** → **4** → **5**). Based on these initial findings, we envisaged that an analogous transformation could be employed for the synthesis of substituted furans **3** (X = O) from ynenyl allyl ethers **1** (X = O) (Scheme 2). The proof that a similar reaction can take place via an analogous pathway using oxygen- instead of nitrogen-derivatives would therefore support our initial mechanistic proposal and would broaden the scope of this new gold-catalyzed Claisen-type rearrangement [55-62].



**Scheme 2:** Synthetic approach to functionalized furans.

Moreover this synthetic approach to furans would be particularly interesting for several reasons:

- The required ynenyl allyl ether substrates are easily accessible via various methods (see Supporting Information File 1 for more details),
- the Claisen-type rearrangement would allow the formation of two new C–O and C–C bonds in a single step,
- the reaction would allow the easy formation of quaternary centers and the introduction of a variety of other substituents on the side chain (when  $R^4 \neq H$  and  $R^5 \neq H$ ),
- and the reaction could be particularly useful for the preparation of 2-butenylfurans, whose motif can be found in a variety of natural products, such as rubifolide [63], curzerene [64] or pumiloxide [65] (Figure 1).



Thus, a wide range of ynenyl allyl ethers **6a–s** was synthesized (see Supporting Information File 1) and reacted under the conditions that were found to be optimal for the analogous formation of pyrroles from ynenyl allyl tosylamides, that is, 2 mol % of the gold catalyst  $\{(p\text{-CF}_3\text{-C}_6\text{H}_4)_3\text{P}\text{-Au-NTf}_2\}$  [66] in dichloromethane at room temperature (Table 1).

**Table 1:** Scope of the gold(I)-catalyzed formation of furans.<sup>a</sup>

entry	substrate	product	conversion <sup>b</sup>	yield <sup>c</sup>
1			100%	18% (75% <sup>d</sup> )
2			100%	39% (86% <sup>d</sup> )
3			100%	59% (82% <sup>d</sup> )
4			100%	81% (92% <sup>d</sup> )

**Table 1:** Scope of the gold(I)-catalyzed formation of furans.<sup>a</sup> (continued)

5		<b>6e<sup>f</sup></b>		<b>7e</b>	100%	66%
6		<b>6f</b>		<b>7f</b>	100%	71%
7		<b>6g</b>		<b>7g</b>	100%	63%
8		<b>6h</b>		<b>7h</b>	100%	quant.
9		<b>6i</b>		<b>7i</b>	100%	quant.
10		<b>6j</b>		<b>7j</b>	100%	78%
11		<b>6k</b>		<b>7k</b>	100%	78%
12		<b>6l</b>		<b>7l</b>	100%	17%

**Table 1:** Scope of the gold(I)-catalyzed formation of furans.<sup>a</sup> (continued)

13		<b>6m</b>	<b>7m</b>	100%	77%
14		<b>6n</b>	<b>7n</b>	100%	80%
15		<b>6o</b>	<b>7o</b>	100%	90%
16		<b>6p</b>	<b>7p</b>	100%	82%
17		<b>6q</b>	<b>7q</b>	100%	86%
18		<b>6r</b>	<b>7r</b>	>84% <sup>g</sup>	73%
19		<b>6s</b>	<b>7s</b>	>62% <sup>g</sup>	36%

<sup>a</sup>Reaction conditions: 0.1 M of substrate in DCM with 2 mol % of (*p*-CF<sub>3</sub>-C<sub>6</sub>H<sub>4</sub>)<sub>3</sub>P-Au-NTf<sub>2</sub> at rt for 10 minutes. <sup>b</sup>Conversion of the substrate determined by <sup>1</sup>H NMR of the crude mixture. <sup>c</sup>Isolated yields. <sup>d</sup>Yields determined by <sup>1</sup>H NMR of the crude mixture (with 1,3,5-trimethoxybenzene as an internal reference). <sup>e</sup>Z/E ratio ≈ 1/3. <sup>f</sup>Z/E ratio ≈ 1/2.6. <sup>g</sup>Reaction time: 40 minutes.

Under these conditions, we observed the rapid formation (usually less than 10 minutes) of the expected furans. The allyl (**6a**), crotyl (**6b**), prenyl (**6c**) and geranyl (**6d**) derivatives were readily cycloisomerized in the presence of the gold catalyst, but the isolation of the corresponding furans **7a–d** proved to be

quite challenging due to their high volatility (entries 1–4). These reactions were therefore performed in deuterated dichloromethane and their yields assessed by <sup>1</sup>H NMR spectroscopy with 1,3,5-trimethoxybenzene as an internal reference (75–92%). All the examples presented in entries 2–19 are in

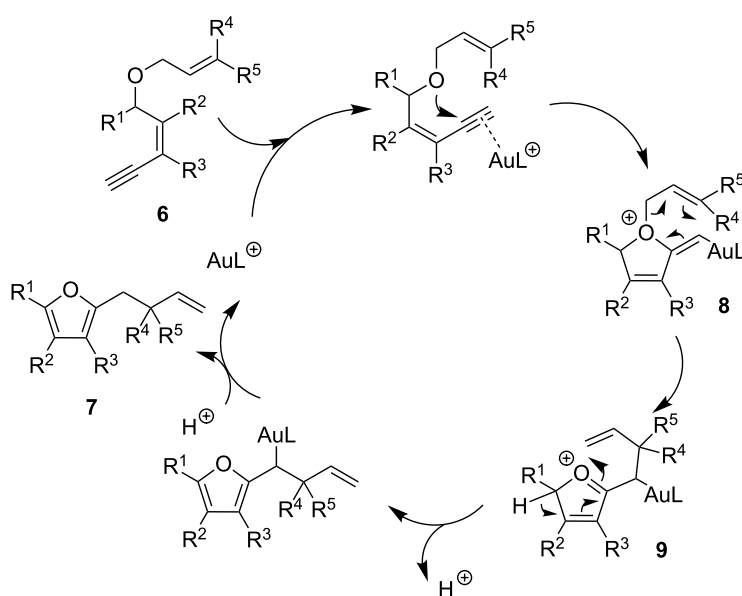
agreement with the postulated Claisen-type rearrangement since only the exclusive formation of branched products of type **3** was observed. Indeed, a linear product of type **5** resulting from an O to C shift of the allylic moiety could not be detected, whatever substrate was used [67]. Substrates **6b** and **6e**, which were used as a mixture of *Z/E* isomers, each afforded a single product, i.e., the furans **7b** and **7e**, respectively (entries 2 and 5). The cycloisomerization of compounds **6f**, **6g**, **6o**, **6q** and **6s**, which possess an exocyclic allyl moiety, furnished the corresponding furans **7f**, **7g**, **7o**, **7q** and **7s** in moderate to quantitative yields (entries 6, 7, 15, 17 and 19). It is also worth noting that an increase in the substitution at the terminus of the allylic moieties of the substrates (monosubstitution in the case of **6b**, disubstitution for **6c–s**) did not notably influence the conversion, the rate or the yield of the reaction, even though the steric hindrance of the postulated Claisen intermediate **2** would have increased. This behavior strongly contrasts with the generally less efficient Claisen reactions of similarly substituted substrates and consequently allows the easy creation of a new quaternary center for the disubstituted substrates **6c–s** (entries 3–19). Interestingly substrates **6h–m**, which possess an extra substituent at the allylic position of the ynenyl fragment, also easily rearranged to afford the expected furans **7h–m** in good to quantitative yields (entries 8–13). A large variety of substituents were tolerated including primary, secondary or tertiary alkyl groups and even a vinyl or a phenyl group. However, a poor yield (17%) was obtained when compound **6l** was used as the substrate, due to the facile polymerization of the corresponding vinylfuran **7l** (entry 12). Substituents other than a simple methyl group could be introduced at position C(3) of the furans.

Substrates **6n–q**, which possess either a phenyl or a longer alkyl chain, were indeed efficiently converted into compounds **7n–q** (80–90%, entries 14–17). However, limited reactivity was observed with ethers **6r–s**, which could not be completely converted into the corresponding furans **7r–s** (entries 18–19).

A mechanistic proposal for the formation of furans **7a–s** is presented in Scheme 3. It is based on the results shown in entries 2–19 (Table 1), which support the involvement of a gold-catalyzed Claisen-type rearrangement as the key step of the transformation.

The gold(I) activation of the alkyne moiety in substrate **6** could promote the nucleophilic addition of the oxygen atom, and lead to the formation of the cationic vinyl gold intermediate **8**. A subsequent Claisen-type rearrangement would furnish the intermediate **9**. The loss of a proton to allow aromatization of the system, followed by a protodemetalation step would finally give furan **7**.

In summary, we have developed a new gold(I)-catalyzed formation of polysubstituted furans, which is characterized by its efficiency, the mild conditions employed and the easy formation of quaternary centers. The selectivity observed in the structure of the final product is in agreement with the postulated Claisen-type rearrangement. Further studies related to the development of an asymmetric version of this new gold(I)-catalyzed process and its application to the synthesis of natural products are underway.



Scheme 3: Mechanistic proposal.

## Supporting Information

### Supporting Information File 1

Detailed experimental procedures.

[<http://www.beilstein-journals.org/bjoc/content/supplementary/1860-5397-7-100-S1.pdf>]

### Supporting Information File 2

NMR spectral data for substrates **6a–s**.

[<http://www.beilstein-journals.org/bjoc/content/supplementary/1860-5397-7-100-S2.pdf>]

### Supporting Information File 3

NMR spectral data for products **7a–s**.

[<http://www.beilstein-journals.org/bjoc/content/supplementary/1860-5397-7-100-S3.pdf>]

## Acknowledgments

We thank Prof. S. Z. Zard (CNRS / Ecole Polytechnique) for helpful discussions and Rhodia Chimie Fine for the donation of HNTf<sub>2</sub>.

## References

- Keay, B. A.; Dibble, P. W. In *Comprehensive Heterocyclic Chemistry II, A Review of the Literature 1982-1995*; Katritzky, A. R.; Rees, C. W.; Scriven, E. F. V., Eds.; Pergamon Press: Oxford, 1997; Vol. 2, pp 395–436.
- Donnelly, D. M. X.; Meegan, M. J. Furans and their Benzo Derivatives: (iii) Synthesis and Application. In *Comprehensive Heterocyclic Chemistry*; Katritzky, A. R.; Rees, C. W., Eds.; Pergamon Press: Oxford, 1984; Vol. 3, pp 657–712. doi:10.1016/B978-008096519-2.00062-X
- Cacchi, S. J. *Organomet. Chem.* **1999**, *576*, 42–64. doi:10.1016/S0022-328X(98)01051-1
- Keay, B. A. *Chem. Soc. Rev.* **1999**, *28*, 209–215. doi:10.1039/a809439j
- Hou, X. L.; Cheung, H. Y.; Hon, T. Y.; Kwan, P. L.; Lo, T. H.; Tong, S. Y.; Wong, H. N. C. *Tetrahedron* **1998**, *54*, 1955–2020. doi:10.1016/S0040-4020(97)10303-9
- König, B. Hetarenes and Related Ring Systems: Fully Unsaturated Small-Ring Heterocycles and Monocyclic Five-Membered Hetarenes with One Heteroatom. In *Houben-Weyl, Methoden der organischen Chemie*, 4th ed.; Thieme: Stuttgart, Germany, 2001; Vol. 9, pp 183–286.
- Brown, R. C. D. *Angew. Chem., Int. Ed.* **2005**, *44*, 850–852. doi:10.1002/anie.200461668
- Fürstner, A. *Chem. Soc. Rev.* **2009**, *38*, 3208–3221. doi:10.1039/b816696j
- Michelet, V.; Toullec, P. Y.; Genêt, J. P. *Angew. Chem., Int. Ed.* **2008**, *47*, 4268–4315. doi:10.1002/anie.200701589
- Jiménez-Núñez, E.; Echavarren, A. M. *Chem. Rev.* **2008**, *108*, 3326–3350. doi:10.1021/cr0684319
- Li, Z.; Brower, C.; He, C. *Chem. Rev.* **2008**, *108*, 3239–3265. doi:10.1021/cr068434i
- Arcadi, A. *Chem. Rev.* **2008**, *108*, 3266–3325. doi:10.1021/cr068435d
- Gorin, D. J.; Sherry, B. D.; Toste, F. D. *Chem. Rev.* **2008**, *108*, 3351–3378. doi:10.1021/cr068430g
- Muzart, J. *Tetrahedron* **2008**, *64*, 5815–5849. doi:10.1016/j.tet.2008.04.018
- Hashmi, A. S. K. *Chem. Rev.* **2007**, *107*, 3180–3211. doi:10.1021/cr000436x
- Fürstner, A.; Davies, P. W. *Angew. Chem., Int. Ed.* **2007**, *46*, 3410–3449. doi:10.1002/anie.200604335
- Zhang, J.; Schmalz, H.-G. *Angew. Chem., Int. Ed.* **2006**, *45*, 6704–6707. doi:10.1002/anie.200601252
- Suhre, M. H.; Reif, M.; Kirsch, S. F. *Org. Lett.* **2005**, *7*, 3925–3927. doi:10.1021/ol0514101
- Praveen, C.; Kiruthiga, P.; Perumal, P. T. *Synlett* **2009**, 1990–1996. doi:10.1055/s-0029-1217517
- Kim, S.; Kang, D.; Shin, S.; Lee, P. H. *Tetrahedron Lett.* **2010**, *51*, 1899–1901. doi:10.1016/j.tetlet.2010.02.026
- Hashmi, A. S. K.; Schwarz, L.; Choi, J.-H.; Frost, T. M. *Angew. Chem., Int. Ed.* **2000**, *39*, 2285–2288. doi:10.1002/1521-3773(20000703)39:13<2285::AID-ANIE2285>3.0.CO;2-F
- Dudnik, A. S.; Xia, Y.; Li, Y.; Gevorgyan, V. *J. Am. Chem. Soc.* **2010**, *132*, 7645–7655. doi:10.1021/ja910290c
- Zhou, C.-Y.; Chan, P. W. H.; Che, C.-M. *Org. Lett.* **2006**, *8*, 325–328. doi:10.1021/ol052696c
- Ji, K.-G.; Shu, X.-Z.; Chen, J.; Zhao, S.-C.; Zheng, Z.-J.; Liu, X.-Y.; Liang, Y.-M. *Org. Biomol. Chem.* **2009**, *7*, 2501–2505. doi:10.1039/b905332h
- Shu, X.-Z.; Liu, X.-Y.; Xiao, H.-Q.; Ji, K.-G.; Guo, L.-N.; Qi, C.-Z.; Liang, Y.-M. *Adv. Synth. Catal.* **2007**, *349*, 2493–2498. doi:10.1002/adsc.200700319
- Yao, T.; Zhang, X.; Larock, R. C. *J. Org. Chem.* **2005**, *70*, 7679–7685. doi:10.1021/jo0510585
- Yao, T.; Zhang, X.; Larock, R. C. *J. Am. Chem. Soc.* **2004**, *126*, 11164–11165. doi:10.1021/ja0466964
- Kramer, S.; Madsen, J. L. H.; Rottländer, M.; Skrydstrup, T. *Org. Lett.* **2010**, *12*, 2758–2761. doi:10.1021/ol1008685
- Hashmi, A. S. K.; Sinha, P. *Adv. Synth. Catal.* **2004**, *346*, 432–438. doi:10.1002/adsc.200303201
- Blanc, A.; Alix, A.; Weibel, J.-M.; Pale, P. *Eur. J. Org. Chem.* **2010**, 1644–1647. doi:10.1002/ejoc.200901331
- Blanc, A.; Tenbrink, K.; Weibel, J.-M.; Pale, P. *J. Org. Chem.* **2009**, *74*, 5342–5348. doi:10.1021/jo9008172
- Liu, Y.; Song, F.; Song, Z.; Liu, M.; Yan, B. *Org. Lett.* **2005**, *7*, 5409–5412. doi:10.1021/ol052160r
- Du, X.; Song, F.; Lu, Y.; Chen, H.; Liu, Y. *Tetrahedron* **2009**, *65*, 1839–1845. doi:10.1016/j.tet.2008.11.109
- Zhang, X.; Lu, Z.; Fu, C.; Ma, S. *J. Org. Chem.* **2010**, *75*, 2589–2598. doi:10.1021/jo100146p
- Beltng, V.; Krause, N. *Org. Biomol. Chem.* **2009**, *7*, 1221–1225. doi:10.1039/b819704k
- Aponick, A.; Li, C.-Y.; Malinge, J.; Marques, E. F. *Org. Lett.* **2009**, *11*, 4624–4627. doi:10.1021/ol901901m
- Egi, M.; Azechi, K.; Akai, S. *Org. Lett.* **2009**, *11*, 5002–5005. doi:10.1021/ol901942t
- Marshall, J. A.; Robinson, E. D. *J. Org. Chem.* **1990**, *55*, 3450–3451. doi:10.1021/jo00298a012
- Marshall, J. A.; Sehon, C. A. *J. Org. Chem.* **1995**, *60*, 5966–5968. doi:10.1021/jo00123a040



40. Schwier, T.; Sromek, A. W.; Yap, D. M. L.; Chernyak, D.; Gevorgyan, V. *J. Am. Chem. Soc.* **2007**, *129*, 9868–9878. doi:10.1021/ja072446m
41. Yazici, A.; Pyne, S. G. *Tetrahedron Lett.* **2011**, *52*, 1398–1400. doi:10.1016/j.tetlet.2011.01.120
42. Hashmi, A. S. K. *Angew. Chem., Int. Ed. Engl.* **1995**, *34*, 1581–1583. doi:10.1002/anie.199515811
43. Ma, S. M.; Zhang, J. L.; Lu, L. *Chem.–Eur. J.* **2003**, *9*, 2447–2456. doi:10.1002/chem.200204664
44. Fukuda, Y.; Shiragami, H.; Utimoto, K.; Nozaki, H. *J. Org. Chem.* **1991**, *56*, 5816–5819. doi:10.1021/jo00020a024
45. Gabriele, B.; Salerno, G.; Lauria, E. *J. Org. Chem.* **1999**, *64*, 7687–7692. doi:10.1021/jo990847h
46. Gabriele, B.; Salerno, G.; De Pascali, F.; Costa, M.; Chiusoli, G. P. *J. Org. Chem.* **1999**, *64*, 7693–7699. doi:10.1021/jo990848+
47. Gabriele, B.; Salerno, G. *Chem. Commun.* **1997**, 1083–1084. doi:10.1039/a701988b
48. Gabriele, B.; Salerno, G.; De Pascali, F.; Scianò, G. T.; Costa, M.; Chiusoli, G. P. *Tetrahedron Lett.* **1997**, *38*, 6877–6880. doi:10.1016/S0040-4039(97)01584-0
49. Bolte, B.; Odabachian, Y.; Gagosz, F. *J. Am. Chem. Soc.* **2010**, *132*, 7294–7296. doi:10.1021/ja1020469
50. Dias Jurberg, I.; Odabachian, Y.; Gagosz, F. *J. Am. Chem. Soc.* **2010**, *132*, 3543–3552. doi:10.1021/ja9100134
51. Gronnier, C.; Odabachian, Y.; Gagosz, F. *Chem. Commun.* **2011**, *47*, 218–220. doi:10.1039/c0cc00033g
52. Istrate, F. M.; Gagosz, F. *Org. Lett.* **2007**, *9*, 3181–3184. doi:10.1021/ol0713032
53. Fürstner, A.; Stelzer, F.; Szillat, H. *J. Am. Chem. Soc.* **2001**, *123*, 11863–11869. doi:10.1021/ja0109343
54. Fürstner, A.; Szillat, H.; Stelzer, F. *J. Am. Chem. Soc.* **2000**, *122*, 6785–6786. doi:10.1021/ja001034+
55. Saito, A.; Konishi, T.; Hanzawa, Y. *Org. Lett.* **2010**, *12*, 372–374. doi:10.1021/ol902716n
56. Baskar, B.; Bae, H. J.; An, S. E.; Cheong, J. Y.; Rhee, Y. H.; Duschek, A.; Kirsch, S. F. *Org. Lett.* **2008**, *10*, 2605–2607. doi:10.1021/ol8008733
57. Sherry, B. D.; Toste, F. D. *J. Am. Chem. Soc.* **2004**, *126*, 15978–15979. doi:10.1021/ja044602k
58. Yeh, M.-C. P.; Pai, H.-F.; Hsiow, C.-Y.; Wang, Y.-R. *Organometallics* **2010**, *29*, 160–166. doi:10.1021/om900833k
59. Cheong, J. Y.; Im, D.; Lee, M.; Lim, W.; Rhee, Y. H. *J. Org. Chem.* **2011**, *76*, 324–327. doi:10.1021/jo102005x
60. Uemura, M.; Watson, I. D. G.; Katsukawa, M.; Toste, F. D. *J. Am. Chem. Soc.* **2009**, *131*, 3464–3465. doi:10.1021/ja900155x
61. Bae, H. J.; Baskar, B.; An, S. E.; Cheong, J. Y.; Thangadurai, D. T.; Hwang, I.-C.; Rhee, Y. H. *Angew. Chem., Int. Ed.* **2008**, *47*, 2263–2266. doi:10.1002/anie.200705117
62. Dubé, P.; Toste, F. D. *J. Am. Chem. Soc.* **2006**, *128*, 12062–12063. doi:10.1021/ja064209+
63. Williams, D.; Andersen, R. J.; Van Duyne, G. D.; Clardy, J. *J. Org. Chem.* **1987**, *52*, 332–335. doi:10.1021/jo00379a002
64. Saeed, M. A.; Sabir, A. W. *Fitoterapia* **2004**, *75*, 81–84. doi:10.1016/j.fitote.2003.08.010
65. Tatsimo, S. J. N.; Tane, P.; Srinivas, P. V.; Sondengam, B. L.; Melissa, J.; Okunji, C. O.; Schuster, B. M.; Iwu, M. M.; Khan, I. A. *Planta Med.* **2005**, *71*, 1145–1151. doi:10.1055/s-2005-873164
66. Mézailles, N.; Ricard, L.; Gagosz, F. *Org. Lett.* **2005**, *7*, 4133–4136. doi:10.1021/ol0515917
67. Within the limits of detection by <sup>1</sup>H NMR spectroscopy of the crude reaction mixture.

## License and Terms

This is an Open Access article under the terms of the Creative Commons Attribution License (<http://creativecommons.org/licenses/by/2.0>), which permits unrestricted use, distribution, and reproduction in any medium, provided the original work is properly cited.

The license is subject to the *Beilstein Journal of Organic Chemistry* terms and conditions: (<http://www.beilstein-journals.org/bjoc>)

The definitive version of this article is the electronic one which can be found at: [doi:10.3762/bjoc.7.100](http://dx.doi.org/10.3762/bjoc.7.100)