



HAL
open science

Ugi post-condensation copper-triggered oxidative cascade towards pyrazoles

Aurélie dos Santos, Laurent El Kaim, Laurence Grimaud, Caroline Ronsseray

► **To cite this version:**

Aurélie dos Santos, Laurent El Kaim, Laurence Grimaud, Caroline Ronsseray. Ugi post-condensation copper-triggered oxidative cascade towards pyrazoles. *Beilstein Journal of Organic Chemistry*, 2011, 7, pp.1310-1314. 10.3762/bjoc.7.153 . hal-00951236

HAL Id: hal-00951236

<https://polytechnique.hal.science/hal-00951236>

Submitted on 7 Apr 2014

HAL is a multi-disciplinary open access archive for the deposit and dissemination of scientific research documents, whether they are published or not. The documents may come from teaching and research institutions in France or abroad, or from public or private research centers.

L'archive ouverte pluridisciplinaire **HAL**, est destinée au dépôt et à la diffusion de documents scientifiques de niveau recherche, publiés ou non, émanant des établissements d'enseignement et de recherche français ou étrangers, des laboratoires publics ou privés.

Ugi post-condensation copper-triggered oxidative cascade towards pyrazoles

Aurélie Dos Santos, Laurent El Kaim*, Laurence Grimaud*
and Caroline Ronsseray

Letter

Open Access

Address:

Laboratoire Chimie et Procédés, Laboratoire Chimie et procédés,
UMR 7652-DCSO-CNRS- ENSTA-École Polytechnique, École
Nationale Supérieure de Techniques Avancées, 32 Bd Victor, Paris
75015, France

Email:

Aurélie Dos Santos - aurelie.dossantos@ensta.fr; Laurent El Kaim* -
laurent.elkaim@ensta.fr; Laurence Grimaud* -
laurence.grimaud@ensta.fr; Caroline Ronsseray -
caroline.ronsseray@ensta.fr

* Corresponding author

Keywords:

aerobic oxidation; copper(II); [3 + 2] cycloaddition; hydrazone;
isocyanide; pyrazolidinone

Beilstein J. Org. Chem. **2011**, *7*, 1310–1314.

doi:10.3762/bjoc.7.153

Received: 20 June 2011

Accepted: 26 August 2011

Published: 21 September 2011

This article is part of the Thematic Series "Multicomponent reactions".

Guest Editor: T. J. J. Müller

© 2011 Santos et al; licensee Beilstein-Institut.

License and terms: see end of document.

Abstract

Pyrazolidinones were prepared in a two-step sequence starting from α -hydrazonocarboxylic acids. After a four-component Ugi coupling, the resulting hydrazone was engaged in a copper triggered [3 + 2] cycloaddition/aerobic oxidation cascade.

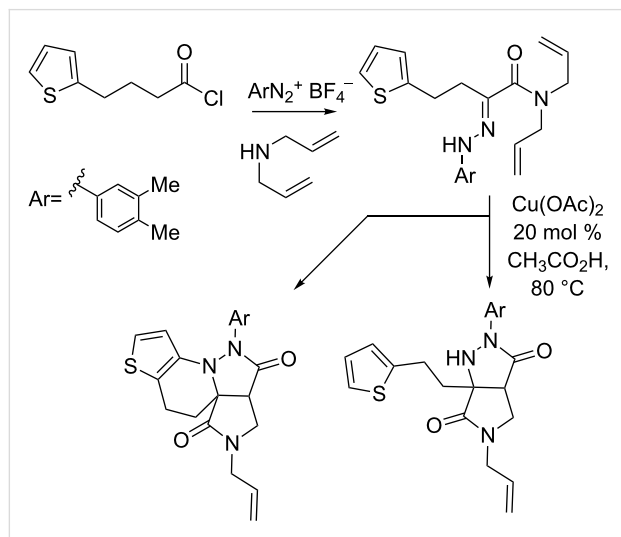
Introduction

In the last twenty years, the Ugi reaction coupled with its various post-condensations towards heterocyclic libraries has established the success of isocyanide-based multicomponent reactions [1-7]. Chemists in both academia and industry have taken advantage of the functional group tolerance of the Ugi coupling to apply to these adducts the various cyclizations offered by the chemists toolkit. We became involved in the Ugi-post-condensation field through our initial interest in radical processes. We found that, compared with classical cycloadditions, cyclocondensations and organometallic couplings, there was no existing description of radical processes on such

adducts. Thus, we decided to undertake various studies using xanthate transfer [8-10], Mn(III) or copper(II) triggered oxidative couplings [11,12].

We recently reported a new synthesis of fused pyrazolidinone under oxidative conditions from simple hydrazone derivatives (Scheme 1) [13]. The cascade features a [3 + 2] cycloaddition coupled with an aerobic oxidation of the resulting pyrazolidine. A further oxidative coupling may be observed according to the substitution pattern of the starting acyl chloride. Considering our interest in IMCR, we envisioned that a similar cascade

could be performed on a properly functionalized Ugi adduct allowing us to reach a new 4-component access to pyrazole derivatives. The present letter summarizes our efforts in this direction.

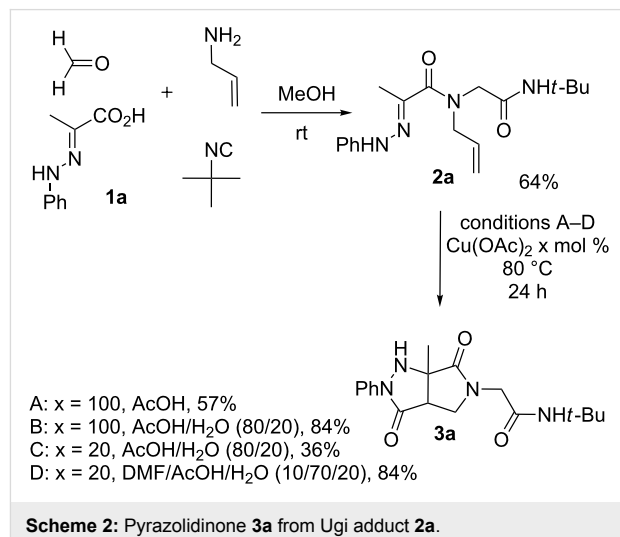


Results and Discussion

Among the possible Ugi pathways to introduce an alkene moiety that is prone to undergo an intramolecular [3 + 2] cycloaddition with a hydrazone, we selected the Ugi coupling between α -hydrazonocarboxylic acids and allylamine as the most straightforward path. There are several reports on the use of hydrazones in Ugi reactions [14–23], however, to the best of our knowledge, there is no report involving α -hydrazonocarboxylic acids.

Hydrazone **1a** was prepared through condensation of pyruvic acid with phenylhydrazine. Adding **1a** to aqueous formaldehyde, allylamine and *tert*-butylisocyanide in MeOH under standard Ugi conditions, led to the formation of the amide **2a** in 64% isolated yield. The compatibility of the hydrazone with this coupling is certainly due to the higher electrophilicity of the intermediate iminium. The latter traps the isocyanide before any interaction with the hydrazone. The first attempted oxidative cyclization of **2a** was made with one equivalent of copper acetate in acetic acid as solvent and gave the expected pyrazolidinone **3a** in a 57% isolated yield (Scheme 2, condition A). Based on our previous study, the yield was improved to reach 84% with a mixture of acetic acid and water (80/20). A combination of DMF, acetic acid and water allowed us to optimize this reaction working with a reduced 20 mol % of copper (84% isolated yield, Scheme 2, condition D). The reaction was performed at 80 °C, overnight, and under

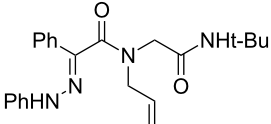
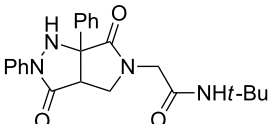
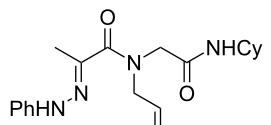
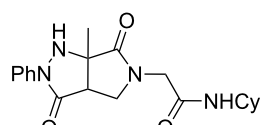
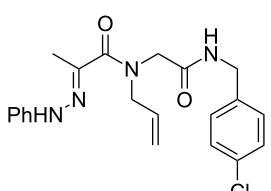
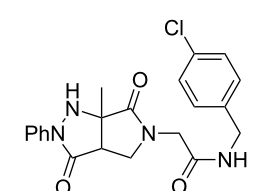
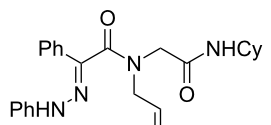
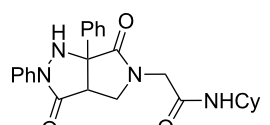
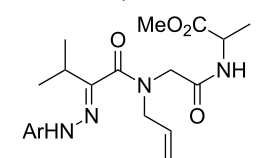
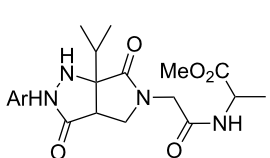
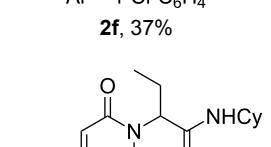
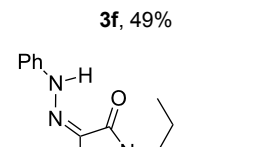
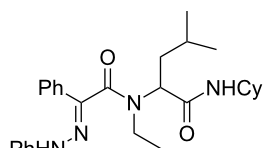
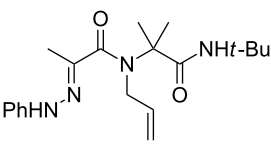
argon. We believe that under these conditions a slow uptake of oxygen helps to control the selective oxidation process. Reactions performed under air were faster but led to intractable mixtures.

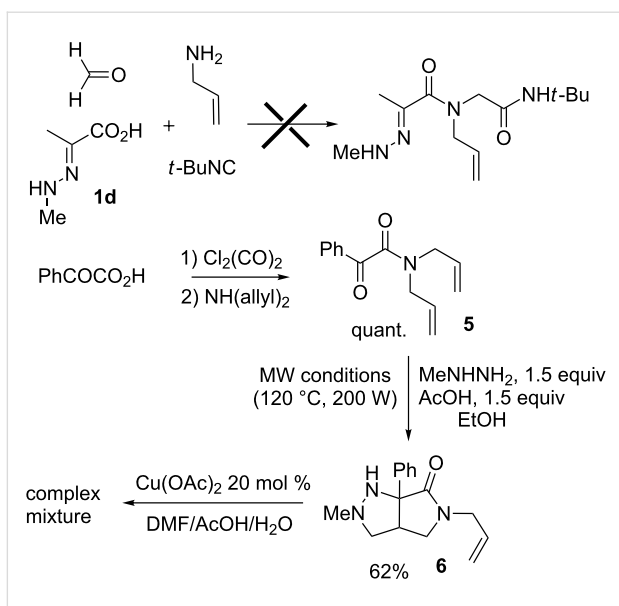


Analogous hydrazones prepared from pyruvic acid and benzoylformic acid with hydrazine derivatives were tested in this Ugi/oxidative cyclization sequence under these optimized conditions. Results are reported in Table 1. Surprisingly, the reaction appears to be only efficient with Ugi adducts prepared with formaldehyde as the carbonyl component (Table 1, entries 1–5). With other aldehydes and ketones, even if the Ugi reaction was performed easily, the following cyclization failed to give the expected pyrazolidinones and resulted in complex mixture formation. Intermediate Ugi adduct **3g** (Table 1, entry 6) only resulted in a small amount of ring-opened product **4g**. The reaction is also limited to *N*-aryl hydrazones due to the lower efficiency of the Ugi reaction with *N*-alkyl hydrazones: An attempt of Ugi coupling with hydrazone **1d**, formaldehyde, allylamine and *tert*-butylisocyanide failed to give any isolable adduct (Scheme 3). This may be explained by an enhanced nucleophilicity of the *N*-monoalkyl hydrazone leading to a competition between the hydrazone and the amine component in the Ugi steps.

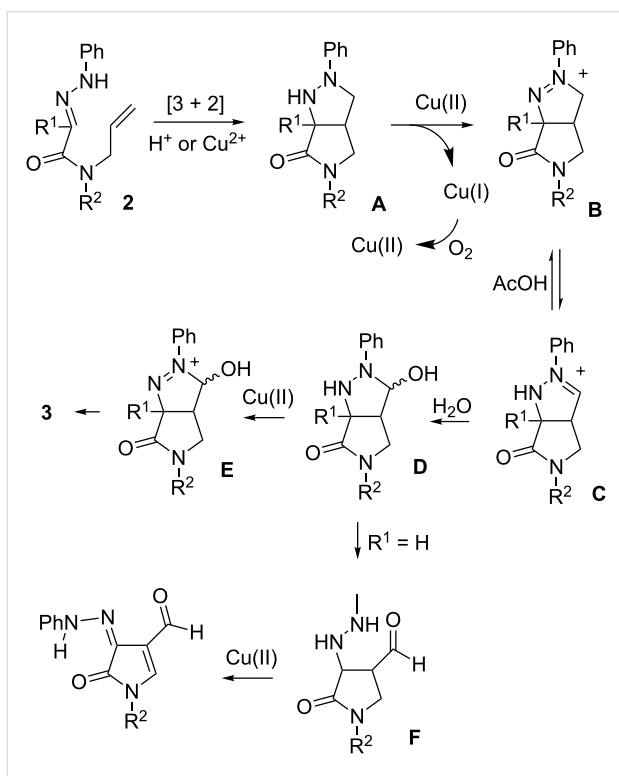
In order to gain further insight into the reactivity of *N*-alkyl derivatives, we decided to synthesize an initial hydrazone by a more conventional route. Benzoylformic acid was converted into its *N*-diallyl amide derivative. The latter failed to produce a hydrazone with methylhydrazine under standard conditions (EtOH, toluene, rt to reflux, with or without added acetic acid). However, we were able to trigger the addition under microwave conditions (in EtOH with 1.5 equiv of AcOH). The expected hydrazone was still not synthesized, however, the cycloadduct **6**

Table 1: Cycloaddition/oxidation cascade from Ugi hydrazone adducts.

Entry	Ugi Product	Cycloadduct
1	 <p>2b, 79%</p>	 <p>3b, 68%</p>
2	 <p>2c, 78%</p>	 <p>3c, 76%</p>
3	 <p>2d, 71%</p>	 <p>3d, 90%</p>
4	 <p>2e, 94%</p>	 <p>3e, 72%</p>
5	 <p>Ar = 4-Cl-C₆H₄ 2f, 37%</p>	 <p>Ar = 4-Cl-C₆H₄ 3f, 49%</p>
6	 <p>2g, 58%</p>	 <p>4g, 12%</p>
7	 <p>2h, 52%</p>	–
8	 <p>2i, 50%</p>	–



Scheme 3: Attempted reactions of N-methyl hydrazones.



Scheme 4: Proposed mechanism.

was obtained, probably through a [3 + 2] cycloaddition triggered by acetic acid. The attempted oxidation of **6** with copper acetate in DMF/AcOH/H₂O gave only complex mixtures.

The oxidation sequence may be explained by the mechanism depicted in Scheme 4. The process starts with a [3 + 2] cyclo-

addition triggered either by copper acetate or acetic acid [24–29]. The resulting pyrazoline **A** may be oxidized by copper(II) salts forming intermediate **D** after addition of water [30,31]. Two alternative paths may then be observed from **D**: Ring-opening leading to azo or hydrazono derivatives such as **4g**, further oxidation without ring-opening giving the fused pyrazolidinone **3**.

Conclusion

In conclusion, we have disclosed a new Ugi coupling with α -hydrazonecarboxylic acids. These Ugi adducts have been used in an Ugi post-condensation involving a [3 + 2] cycloaddition followed by an oxidative cascade. Among potential Ugi post-condensations, radical and oxidative processes represent a very promising route towards the formation of complex scaffolds. We are currently exploring the reactivity of the *N*-aryl Ugi–Smiles adducts using similar strategies.

Experimental

Typical procedure for the first step: (*E*)-*N*-allyl-*N*-(2-(*tert*-butylamino)-2-oxoethyl)-2-(2-phenylhydrazono)propanamide (2a**):** To a solution of formaldehyde (210 μ L, 2.8 mmol) in methanol (1 M) were added successively allylamine (210 μ L, 2.8 mmol), 2-(2-phenylhydrazono)propanoic acid (500 mg, 2.8 mmol), and *tert*-butylisocyanide (230 mg, 2.8 mmol). The resulting mixture was stirred at 40 °C until completion of the reaction (TLC). The solvent was removed under reduced pressure. The product was isolated by flash chromatography on silica gel (PE/Et₂O) with a yield of 64%. ¹H NMR (CDCl₃, 400 MHz) δ 7.52 (br s, 1H), 7.29 (dd, *J* = 7.8, 7.3 Hz, 2H), 7.09 (d, *J* = 7.8 Hz, 2H), 6.95 (t, *J* = 7.3 Hz, 1H), 6.16 (br s, 1H), 5.96–5.88 (m, 1H), 5.28–5.23 (m, 2H), 4.34–4.00 (m, 4H), 2.14 (s, 3H), 1.35 (s, 9H); ¹³C NMR (CDCl₃, 100.6 MHz) δ 168.7, 168.6, 143.9, 136.9, 132.8, 129.8, 122.0, 119.0, 114.0, 53.9, 51.7, 51.3, 29.1, 12.6.

Typical procedure for the oxidative cyclization: *N*-*tert*-butyl-2-(6a-methyl-3,6-dioxo-2-phenylhexahydropyrrolo-[3,4-*c*]pyrazol-5(1*H*)-yl)acetamide (3a**):** To a solution of hydrazone **2a** (100 mg, 0.3 mmol) in a 10/70/20 DMF/CH₃COOH/H₂O mixture (0.06 M) was added Cu(OAc)₂ (20 mol %). The resulting mixture was heated at 80 °C under argon. The pH was adjusted to 6 with an aqueous sodium hydrogencarbonate solution, and the aqueous phase was extracted with AcOEt. Then the organic layers were washed ten times with water, dried over anhydrous MgSO₄, filtered and concentrated in vacuo. The product was isolated by flash chromatography on silica gel (PE/Et₂O with 1% of TEA) with a yield of 84%. ¹H NMR (CDCl₃, 400 MHz) δ 7.83 (d, *J* = 8.3 Hz, 2H), 7.37 (dd, *J* = 8.3, 7.3 Hz, 2H), 7.17 (t, *J* = 7.3 Hz, 1H), 5.52 (br s, 1H, NH), 4.89 (br s, 1H), 3.93 (d, *J* = 16.2 Hz,

1H), 3.85 (dd, $J = 10.3, 6.3$ Hz, 1H), 3.80 (d, $J = 16.2$ Hz, 1H), 3.76 (d, $J = 10.3$ Hz, 1H), 3.22 (d, $J = 6.3$ Hz, 1H), 1.63 (s, 3H), 1.25 (s, 9H); ^{13}C NMR (CDCl_3 , 100.6 MHz) δ 174.6, 169.8, 166.3, 138.1, 129.2, 125.8, 119.5, 63.7, 52.0, 48.0, 47.6, 29.0, 18.9.

Supporting Information

Supporting Information File 1

Experimental procedures with characterization data for all new compounds.

[<http://www.beilstein-journals.org/bjoc/content/supplementary/1860-5397-7-153-S1.pdf>]

Acknowledgements

We thank the ENSTA for financial support and C.R. thanks the École Polytechnique for fellowship.

References

- Zhu, J.; Bienaymé, H., Eds. *Multicomponent reactions*; Wiley-VCH: Weinheim, Germany, 2005.
- Armstrong, R. W.; Combs, A. P.; Tempest, P. A.; Brown, S. D.; Keating, T. A. *Acc. Chem. Res.* **1996**, *29*, 123–131. doi:10.1021/ar9502083
- Dömling, A.; Ugi, I. *Angew. Chem., Int. Ed.* **2000**, *39*, 3168–3210. doi:10.1002/1521-3773(20000915)39:18<3168::AID-ANIE3168>3.0.CO;2-U
- Bienaymé, H.; Hulme, C.; Odon, G.; Schmitt, P. *Chem.–Eur. J.* **2000**, *6*, 3321–3329. doi:10.1002/1521-3765(20000915)6:18<3321::AID-CHEM3321>3.0.CO;2-A
- Ugi, I.; Werner, B.; Dömling, A. *Molecules* **2003**, *8*, 53–66. doi:10.3390/80100053
- Dömling, A. *Chem. Rev.* **2006**, *106*, 17–89. doi:10.1021/cr0505728
- El Kaïm, L.; Grimaud, L. *Tetrahedron* **2009**, *65*, 2153–2171. doi:10.1016/j.tet.2008.12.002
- El Kaïm, L.; Grimaud, L.; Miranda, L. D.; Vieu, E. *Tetrahedron Lett.* **2006**, *47*, 8259–8261. doi:10.1016/j.tetlet.2006.09.123
- Gámez-Montaño, R.; Ibarra-Rivera, T.; El Kaïm, L.; Miranda, L. D. *Synthesis* **2010**, 1285–1290. doi:10.1055/s-0029-1218700
- El Kaïm, L.; Grimaud, L.; Miranda, L. D.; Vieu, E.; Cano-Herrera, M. A.; Perez-Labrada, K. *Chem. Commun.* **2010**, *46*, 2489–2491. doi:10.1039/b924207d
- El Kaïm, L.; Grimaud, L.; Vieu, E. *Org. Lett.* **2007**, *9*, 4171–4173. doi:10.1021/ol701678d
- El Kaïm, L.; Grimaud, L.; Legoff, X.; Azarte, M. M.; Miranda, L. D. *Chem. Commun.* **2011**, *47*, 8145–8147. doi:10.1039/c1cc12236c
- Dos Santos, A.; El Kaïm, L.; Grimaud, L.; Ronssey, C. *Eur. J. Org. Chem.* **2011**, *17*, 3117–3121. doi:10.1002/ejoc.201100261
- Ugi, I.; Bodesheim, F. *Chem. Ber.* **1961**, *94*, 2797–2801. doi:10.1002/cber.19610941031
- Ugi, I.; Bodesheim, F. *Justus Liebigs Ann. Chem.* **1963**, *666*, 61–64. doi:10.1002/jlac.19636660108
- Zinner, G.; Kliegel, W. *Arch. Pharm.* **1966**, *299*, 746–756. doi:10.1002/ardp.19662990903
- Zinner, G.; Bock, W. *Arch. Pharm.* **1971**, *304*, 933–943. doi:10.1002/ardp.19713041212
- Failli, A.; Nelson, V.; Immer, H.; Götz, M. *Can. J. Chem.* **1973**, *51*, 2769–2775. doi:10.1139/v73-414
- Marcaccini, S.; Pepino, R.; Polo, C.; Pozo, M. C. *Synthesis* **2001**, 85–88. doi:10.1055/s-2001-9745
- Marcos, C. F.; Marcaccini, S.; Pepino, R.; Polo, C.; Torroba, T. *Synthesis* **2003**, 691–694. doi:10.1055/s-2003-38071
- Sañudo, M.; Marcaccini, S.; Basurto, S.; Torroba, T. *J. Org. Chem.* **2006**, *71*, 4578–4584. doi:10.1021/jo060434y
- Krasavin, M.; Bushkova, E.; Parchinsky, V.; Shumsky, A. *Synthesis* **2010**, 933–942. doi:10.1055/s-0029-1219274
- Krasavin, M.; Parchinsky, V.; Shumsky, A.; Konstantinov, I.; Vantskul, A. *Tetrahedron Lett.* **2010**, *51*, 1367–1370. doi:10.1016/j.tetlet.2009.12.141
- Le Fevre, G.; Sinbandhit, S.; Hamelin, J. *Tetrahedron* **1979**, *35*, 1821–1824. doi:10.1016/0040-4020(79)80005-8
- Fouchet, B.; Joucla, M.; Hamelin, J. *Tetrahedron Lett.* **1981**, *22*, 1333–1336. doi:10.1016/S0040-4039(01)90310-7
- Shimizu, T.; Hayashi, Y.; Miki, M.; Teramura, K. *J. Org. Chem.* **1987**, *52*, 2277–2285. doi:10.1021/jo00387a031
- Yamashita, Y.; Kobayashi, S. *J. Am. Chem. Soc.* **2004**, *126*, 11279–11282. doi:10.1021/ja049498l
- Frank, E.; Kardos, Z.; Wölfling, J.; Schneider, G. *Synlett* **2007**, 1311–1313. doi:10.1055/s-2007-977452
- Gergely, J.; Morgan, J. B.; Overman, L. E. *J. Org. Chem.* **2006**, *71*, 9144–9152. doi:10.1021/jo061537j
- Ciesielski, M.; Pufky, D.; Döring, M. *Tetrahedron* **2005**, *61*, 5942–5947. doi:10.1016/j.tet.2005.01.111
For an oxidation of hydrazones induced by copper(II) salts.
- Kabalka, G. W.; Guchhait, S. K. *Org. Lett.* **2003**, *5*, 4129–4131. doi:10.1021/ol035544v
For an oxidation of hydrazines induced by copper(II) salts.

License and Terms

This is an Open Access article under the terms of the Creative Commons Attribution License (<http://creativecommons.org/licenses/by/2.0>), which permits unrestricted use, distribution, and reproduction in any medium, provided the original work is properly cited.

The license is subject to the *Beilstein Journal of Organic Chemistry* terms and conditions: (<http://www.beilstein-journals.org/bjoc>)

The definitive version of this article is the electronic one which can be found at: [doi:10.3762/bjoc.7.153](http://dx.doi.org/10.3762/bjoc.7.153)