



**HAL**  
open science

## A model-free control strategy for an experimental greenhouse with an application to fault accommodation

Frédéric Lafont, Jean-François Balmat, Nathalie Pessel, Michel Fliess

### ► To cite this version:

Frédéric Lafont, Jean-François Balmat, Nathalie Pessel, Michel Fliess. A model-free control strategy for an experimental greenhouse with an application to fault accommodation. *Computers and Electronics in Agriculture*, 2015, 110 (1), pp.139-149. hal-01081757

**HAL Id: hal-01081757**

**<https://polytechnique.hal.science/hal-01081757>**

Submitted on 10 Nov 2014

**HAL** is a multi-disciplinary open access archive for the deposit and dissemination of scientific research documents, whether they are published or not. The documents may come from teaching and research institutions in France or abroad, or from public or private research centers.

L'archive ouverte pluridisciplinaire **HAL**, est destinée au dépôt et à la diffusion de documents scientifiques de niveau recherche, publiés ou non, émanant des établissements d'enseignement et de recherche français ou étrangers, des laboratoires publics ou privés.

# A model-free control strategy for an experimental greenhouse with an application to fault accommodation

Frédéric Lafont<sup>a,b,\*</sup>, Jean-François Balmat<sup>a,b</sup>,  
Nathalie Pessel<sup>a,b</sup>, Michel Fliess<sup>c,d</sup>

<sup>a</sup>Université de Toulon, CNRS, LSIS (UMR 7296), 83957 La Garde, France.

{lafont, balmat, nathalie.pessel}@univ-tln.fr

<sup>b</sup>Aix Marseille Université, CNRS, ENSAM, LSIS (UMR 7296), 13397 Marseille, France.

<sup>c</sup>LIX (UMR CNRS 7161), École polytechnique, 91128 Palaiseau, France.

Michel.Fliess@polytechnique.edu

<sup>d</sup>AL.I.E.N. (Algèbre pour Identification & Estimation Numériques),

24-30 rue Lionnois, BP 60120, 54003 Nancy, France.

michel.fliess@alien-sas.com

---

## Abstract

Writing down mathematical models of agricultural greenhouses and regulating them via advanced controllers are challenging tasks since strong perturbations, like meteorological variations, have to be taken into account. This is why we are developing here a new model-free control approach and the corresponding “intelligent” controllers, where the need of a “good” model disappears. This setting, which has been introduced quite recently and is easy to implement, is already successful in many engineering domains. Tests on a concrete greenhouse and comparisons with Boolean controllers are reported. They not only demonstrate an excellent climate control, where the reference may be modified in a straightforward way, but also an efficient fault accommodation with respect to the actuators.

*Keywords:* Agriculture, greenhouse, temperature, hygrometry, model-free control, intelligent proportional controller, fault-tolerant control

---

\*Corresponding author.

URL: <http://www.lsis.org> (Frédéric Lafont)

Table 1: Percentage distribution of surfaces for the soilless crop greenhouses in France in 2005

Climate control			
Without	Manual	Automated	Computerized
6 %	7 %	20 %	67 %

1 **1. Introduction**

2 Table 1 in Callais (2006) shows that already a few years ago a large per-  
 3 centage of agricultural greenhouses were computerized. The corresponding au-  
 4 tomated microclimate regulation should not only improve the production and  
 5 its quality but also reduce pollution and energy consumption. Most of the ex-  
 6 isting control approaches, like adaptive control, predictive control, optimal con-  
 7 trol, stochastic control, nonlinear control, infinite dimensional systems, PIDs,  
 8 On/Off, or Boolean, control, fuzzy control, neural networks, soft computing,  
 9 expert systems, . . . , have been employed and tested. The literature on the  
 10 modeling and control of greenhouses is therefore huge. See, *e.g.*:

- 11 • the books by Medjber (2012); Ponce *et al.* (2012); Rodríguez *et al.* (2015);  
 12 van Straten *et al.* (2010); Urban *et al.* (2010); Von Zabeltitz (2011); and  
 13 the references therein,
- 14 • the papers and memoirs by Aaslyng *et al.* (2005); Arvantis *et al.* (2000);  
 15 Balmat, Lafont (2003); Bennis *et al.* (2008); Blasco *et al.* (2007); Caponetto *et al.*  
 16 (2000); Cate, Challa (1984); Critten, Bailey (2002); Cunha *et al.* (1997);  
 17 Dong *et al.* (2013); Duarte-Galvan *et al.* (2012); El Ghomari *et al.* (2005);  
 18 Fourati (2014); Gruber *et al.* (2011); Ioslovich *et al.* (2009); Kimball (1973);  
 19 Kittas, Batzanas (2010); Lafont, Balmat (2002); Pasgianos *et al.* (2003);  
 20 Pessel, Balmat (2005); Pessel *et al.* (2009); Piñón *et al.* (2005); Salgado, Cunha  
 21 (2005); Shamshiri, Wan Ismail (2013); Speetjens *et al.* (2009); Tchamitchian *et al.*  
 22 (2006); Viard-Gaudin (1981); Zhang (2008); and the references therein.

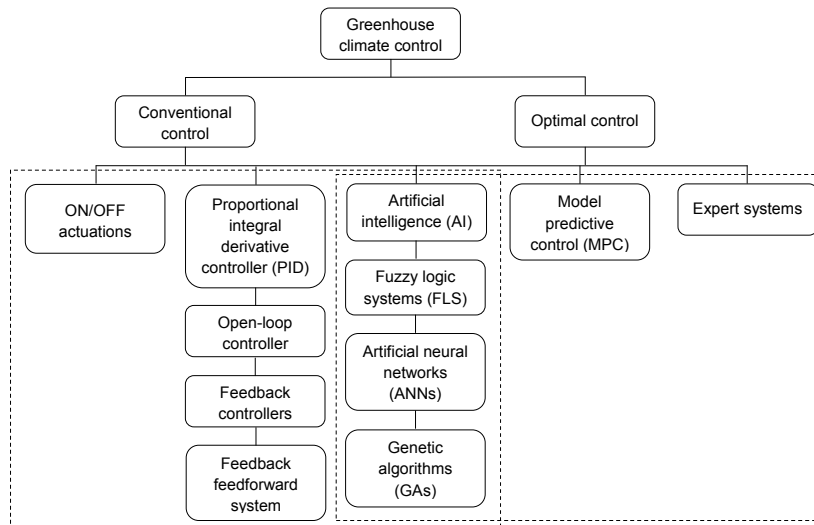


Figure 1: Greenhouse control theories classification in Duarte-Galvan *et al.* (2012)

23 Let us summarize, perhaps too briefly, some of the various control aspects which  
 24 were developed in the above references (see, also, Figure 1):

- 25 • writing down a “good” model, which is necessarily nonlinear, either via  
 26 physical laws or via black box identification, leads to most severe cali-  
 27 bration and robustness issues, especially with respect to strong weather  
 28 disturbances, which are impossible to forecast precisely,
- 29 • for multi-models appropriate control laws are difficult to synthesize,
- 30 • “conventional” PID and On/Off techniques, which preclude any math-  
 31 ematical modeling, are therefore the most popular in industrial green-  
 32 houses, although:
  - 33 – they are difficult to tune,
  - 34 – their performances are far from being entirely satisfactory.

35 Here, an experimental greenhouse is regulated via a new approach, called  
 36 *model-free control* (Fliess, Join (2013)), and their corresponding *intelligent* con-  
 37 trollers, where:

- 38 • any need of a mathematical model disappears,
- 39 • the flaws of conventional PID and On/Off techniques vanish.

40 It should be emphasized that this setting (which is less than ten years old):

- 41 • has already been most successfully applied in a number of practical case-  
42 studies, which cover a large variety of domains (see the references in  
43 Fliess, Join (2013, 2014)),
- 44 • is easy to implement (Fliess, Join (2013); Join *et al.* (2013)).

45 Besides excellent experimental results, a straightforward fault tolerant control  
46 with respect to actuators is a quite exciting byproduct. It should be emphasized  
47 here that fault accommodation for greenhouse control has unfortunately not  
48 been very much investigated until now (see nevertheless Bontsema *et al.* (2011)).

49 Our paper is organized as follows. Sections 2 and 3 summarize respectively  
50 model-free control and actuator fault accommodation. Our experimental green-  
51 house system and its climate management problem are described in Section 4.  
52 Section 5 displays our experimental results with our very simple intelligent con-  
53 troller. Comparisons with a classical Boolean controller are found in Section 6.  
54 The efficiency of our method, is further confirmed in Section 7 where the tem-  
55 perature references are modified. Section 8 deals with fault accommodation.  
56 Some concluding remarks are provided in Section 9.

57 When compared to the two first drafts of this work, which appeared in  
58 conferences (Lafont *et al.* (2013, 2014)), this paper:

- 59 • is proposing a much simpler control synthesis than in Lafont *et al.* (2013),
- 60 • gives a much more detailed review of model-free control than in Lafont *et al.*  
61 (2013, 2014),
- 62 • reports, contrarily to Lafont *et al.* (2013, 2014):
  - 63 – the hygrometry control,
  - 64 – the time evolution of  $F$  in Equation (1).

65 **2. Model-free control and intelligent controllers**<sup>1</sup>

66 *2.1. The ultra-local model*

For the sake of notational simplicity, let us restrict ourselves to single-input single-output (SISO) systems.<sup>2</sup> The unknown global description of the plant is replaced by the *ultra-local model*:

$$\boxed{\dot{y} = F + \alpha u} \tag{1}$$

67 where:

- 68 • the control and output variables are respectively  $u$  and  $y$ ,
- 69 • the derivation order of  $y$  is 1 like in most concrete situations,
- 70 •  $\alpha \in \mathbb{R}$  is chosen by the practitioner such that  $\alpha u$  and  $\dot{y}$  are of the same
- 71 magnitude.

72 The following comments might be useful:

- 73 • Equation (1) is only valid during a short time lapse. It must be continu-
- 74 ously updated,<sup>3</sup>
- 75 •  $F$  is estimated via the knowledge of the control and output variables  $u$
- 76 and  $y$ ,
- 77 •  $F$  subsumes not only the unknown structure of the system, which most of
- 78 the time will be nonlinear, but also of any disturbance.<sup>4</sup>

---

<sup>1</sup>See Fliess, Join (2013) for more details.

<sup>2</sup>See also Section 5.

<sup>3</sup>The following comparison with computer graphics, which is extracted from Fliess, Join (2013), might be enlightening. Reproducing on a screen a complex plane curve is not achieved via the equations defining that curve but by approximating it with short straight line segments.

Equation (1) might be viewed as a kind of analogue of such a short segment.

<sup>4</sup>See also the recent comments by Gao (2014).

**Remark 2.1.** *The general ultra-local model reads*

$$y^{(\nu)} = F + \alpha u$$

79 where  $y^{(\nu)}$  is the derivative of order  $\nu \geq 1$  of  $y$ . When compared to Equation (1),  
 80 the only concrete case-study where such an extension was until now needed, with  
 81  $\nu = 2$ , has been provided by a magnetic bearing (see De Miras et al. (2013)).  
 82 This is explained by a very low friction (see Fliess, Join (2013)).

### 83 2.2. Intelligent controllers

Close the loop with the following *intelligent proportional-integral controller*,  
 or *iPI*,<sup>5</sup>

$$u = -\frac{F - \dot{y}^* + K_P e + K_I \int e}{\alpha} \quad (2)$$

84 where:

- 85 •  $e = y - y^*$  is the tracking error,
- 86 •  $K_P, K_I$  are the usual tuning gains.

When  $K_I = 0$ , we obtain *intelligent proportional controller*, or *iP*, which will be  
 employed here:

$$u = -\frac{F - \dot{y}^* + K_P e}{\alpha} \quad (3)$$

Combining Equations (1) and (3) yields:

$$\dot{e} + K_P e = 0$$

87 where  $F$  does not appear anymore. The tuning of  $K_P$  is therefore quite straight-  
 88 forward. This is a major benefit when compared to the tuning of “classic”  
 89 PIDs (see, e.g., Åstrom, Hägglund (2006); O’Dwyer (2009), and the references  
 90 therein). Note moreover that, according to Section 6.1 in Fliess, Join (2013),  
 91 our iP is equivalent in some sense to a classic PI controller. The integral term

---

<sup>5</sup>The term *intelligent* is borrowed from Fliess, Join (2013), and from earlier papers which are cited there.

92 in the PI controllers explains why steady state errors are avoided here with our  
93 iP.

94 **Remark 2.2.** *Section 6 in Fliess, Join (2013) extends the above equivalence*  
95 *to classic PIDs and the “intelligent” controllers of Fliess, Join (2013). Two*  
96 *important facts, which were quite mysterious in today’s literature, are therefore*  
97 *fully clarified:*

- 98 • *the strange ubiquity of PIDs in most diverse engineering situations,*
- 99 • *the difficulty of a “good” PID tuning for concrete industrial plants.*

100 **Remark 2.3.** *Besides numerous academic comparisons in Fliess, Join (2013),*  
101 *see, e.g., Gédouin et al. (2011) for a thorough comparison between our intelli-*  
102 *gent controllers and PIDs for a concrete case-study, i.e., the position control of*  
103 *a shape memory alloy active spring. All those comparisons turn out to be in*  
104 *favor of our intelligent controllers.*

105 **Remark 2.4.** *Our intelligent controllers are successfully used in an on-off way.*  
106 *This was also the case in Abouaissa et al. (2012) for a freeway ramp metering*  
107 *control.*

### 108 2.3. Estimation of $F$

109 Assume that  $F$  in Equation (1) is “well” approximated by a piecewise con-  
110 stant function  $F_{\text{est}}$ . The estimation techniques below are borrowed from Fliess, Sira-Ramírez  
111 (2003, 2008).<sup>6</sup>

#### 112 2.3.1. First approach

Rewrite then Equation (1) in the operational domain (see, e.g., Yosida  
(1984)):

$$sY = \frac{\Phi}{s} + \alpha U + y(0)$$

---

<sup>6</sup>See also the excellent recent book by Sira-Ramírez *et al.* (2014).



where  $\Phi$  is a constant. We get rid of the initial condition  $y(0)$  by multiplying both sides on the left by  $\frac{d}{ds}$ :

$$Y + s \frac{dY}{ds} = -\frac{\Phi}{s^2} + \alpha \frac{dU}{ds}$$

Noise attenuation is achieved by multiplying both sides on the left by  $s^{-2}$ . It yields in the time domain the realtime estimate, thanks to the equivalence between  $\frac{d}{ds}$  and the multiplication by  $-t$ ,

$$F_{\text{est}}(t) = -\frac{6}{\tau^3} \int_{t-\tau}^t [(\tau - 2\sigma)y(\sigma) + \alpha\sigma(\tau - \sigma)u(\sigma)] d\sigma$$

113 where  $\tau > 0$  might be quite small. This integral, which is a low pass filter, may  
114 of course be replaced in practice by a classic digital filter.

### 115 2.3.2. Second approach

Close the loop with the iP (3). It yields:

$$F_{\text{est}}(t) = \frac{1}{\tau} \left[ \int_{t-\tau}^t (iy^* - \alpha u - K_P e) d\sigma \right]$$

116 **Remark 2.5.** *It should be emphasized that the above estimation of the func-*  
117 *tion  $F$  in Equation (1) is quite different from model-based parameter identifica-*  
118 *tion. This remains valid in a control adaptive setting, where, as stated by, e.g.,*  
119 *Landau et al. (2011), “one needs to know the dynamic model of the plant to be*  
120 *controlled.”*

121 **Remark 2.6.** *Implementing our intelligent controllers is easy (see Fliess, Join*  
122 *(2013); Join et al. (2013)).*

## 123 3. Actuator’s fault accommodation

124 As explained in Figure 2 there are two main ways in order to deal with an  
125 actuator fault (see, e.g., Isermann (2011); Noura *et al.* (2009); Shumsky *et al.*  
126 (2011)):

- 127 1. the first one is self-tuning, or fault accommodation. It relies on an on-line  
128 control law that preserves the main performances, while some minor parts  
129 may slightly deteriorate,

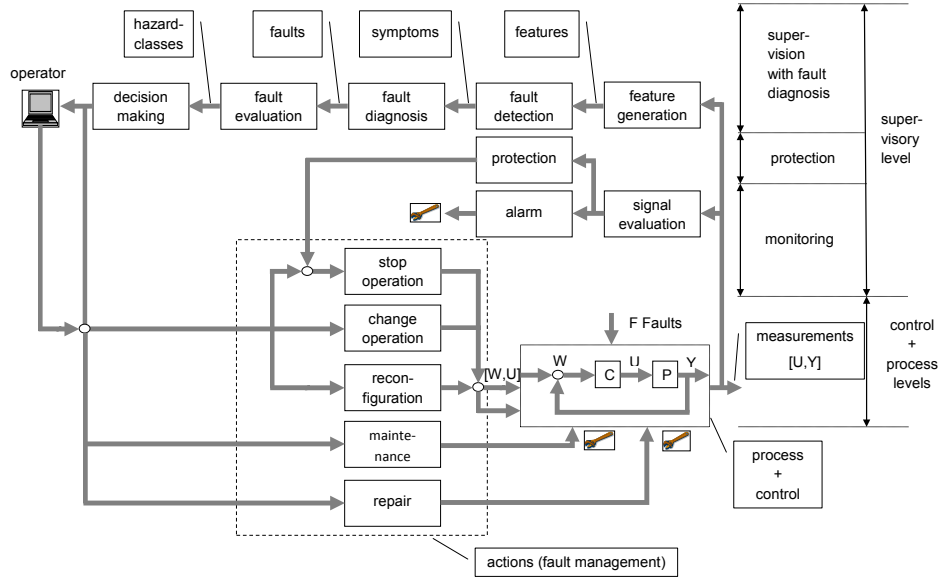


Figure 2: A supervision structure

130 2. the second one is self-organization where faulty components are replaced.  
 131 We only consider here fault accommodation. The computations below are  
 132 adapted from Fliess, Join (2013).

Express the actuator fault via

$$u_r = u(1 - \beta) \quad (4)$$

133 where:

- 134 •  $\beta$ ,  $0 < \beta < 1$ , is the loss of efficiency of the actuator,
- 135 •  $u_r$  is the true control variable.

136 The two following cases are not considered:

- 137 •  $\beta = 0$  means that there is no fault,
- 138 •  $\beta = 1$  implies that the control does not act anymore.

Then Equation (1) becomes

$$\dot{y} = \bar{F} + \alpha u$$

where

$$\bar{F} = F - \alpha\beta u$$

139 The fault accommodation is then achieved by estimating  $\bar{F}$  as in Section 2.3.

140 **Remark 3.1.** *It is obvious that  $\beta$  does not need to be:*

- 141 • *a constant and may be time-varying,*
- 142 • *known in order to carry on the above computations.*

143 **Remark 3.2.** *For model-based diagnosis, estimation techniques stemming from*  
144 *Fliess, Sira-Ramírez (2003, 2008) have already lead to quite important advances.*  
145 *See, e.g., Fliess et al. (2004, 2008); Kiltz et al. (2014); Villagra et al. (2011a,b).*

#### 146 4. Greenhouse climate management

147 Figure 3 shows our experimental plastic greenhouse which is manufactured  
148 by the French company *Richel*. Its area is equal to 80 m<sup>2</sup>. It is the property of  
149 the *Laboratoire des Sciences de l'Information et des Systèmes (LSIS)*, to which  
150 the first three authors belong. This laboratory is located at the *Université de*  
151 *Toulon* in the south of France. Our experimental greenhouse is controlled by  
152 a microcomputer and interfaced with the FieldPoint FP-2000 network module  
153 developed by the American company *National Instruments Corporation*. The  
154 FP-2000 network module is associated with two analog input modules (FP-AI-  
155 110, FP-AI-111), for the acquisition, and two relay output modules (FP-RLY-  
156 420), for the control. The acquisition and control system is developed with the  
157 *LabView* language. The sampling period is equal to 1 minute. The inside air  
158 temperature and the humidity are controlled.

##### 159 4.1. Description of the system

160 The greenhouse is a multi-input and multi-output (MIMO) system which is  
161 equipped with several sensors and actuators (Figure 4).

162

163 There are:



Figure 3: Our experimental greenhouse system

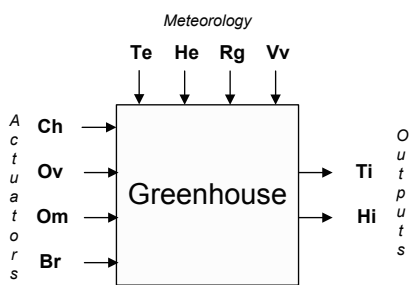


Figure 4: System variables

- 164 • four actuators:
  - 165 1. Heating (thermal power 58 kw): Ch (*Boolean*),
  - 166 2. Opening (50 % max): Ov (%),
  - 167 3. Shade: Om (%),
  - 168 4. Fog system: Br (*Boolean*).
  
- 169 • four meteorological disturbance sensors:
  - 170 1. External temperature: Te ( $^{\circ}C$ ),
  - 171 2. External hygrometry: He (%),
  - 172 3. Solar Radiation: Rg ( $W/m^2$ ),
  - 173 4. Wind speed: Vv ( $km/h$ ).
  
- 174 • two internal climate sensors:
  - 175 1. Internal temperature: Ti ( $^{\circ}C$ ),
  - 176 2. Internal hygrometry: Hi (%).
- 177

178 This system is nonstationary and strongly disturbed. Figures 5 and 6 show, for  
179 instance, quite high solar radiation and external temperature during the 24<sup>th</sup>  
180 September 2014. These meteorological conditions have a significant effect on  
181 the inside greenhouse climate which are clear on Figure 7.

#### 182 4.2. Climate management problem

183 The management of the greenhouse climate aims to maintain simultaneously  
184 a set of climatic factors such as the temperature, the hygrometry, and the rate  
185 of  $CO_2$ <sup>7</sup> close to their respective references. In our greenhouse, the tempera-  
186 ture and the hygrometry managements are treated together, because these two  
187 quantities are strongly correlated:

- 188 • the heating has a dehumidifier effect,

---

<sup>7</sup>This last rate is not available on our greenhouse.

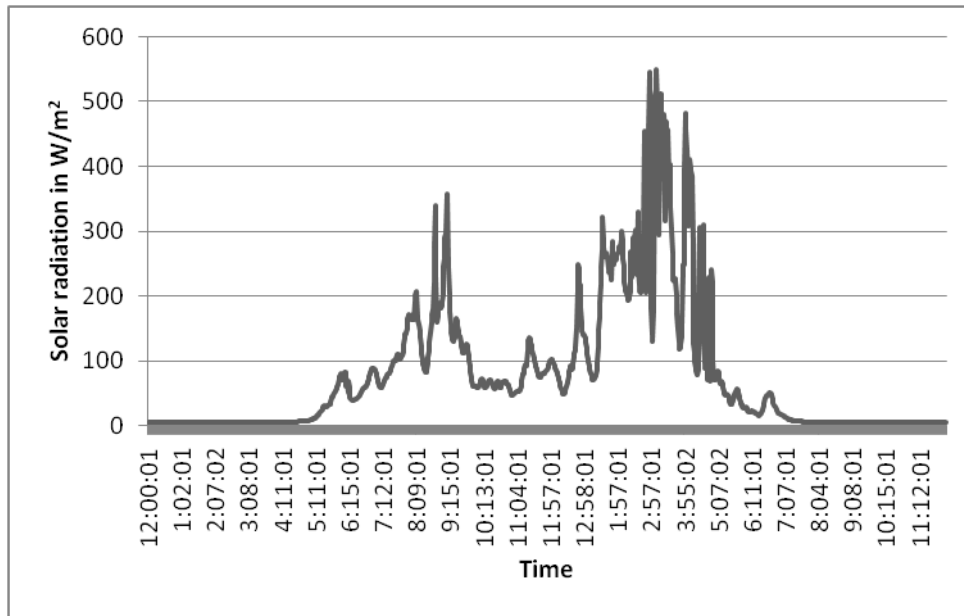


Figure 5: Solar radiation during the 24<sup>th</sup> September, 2014

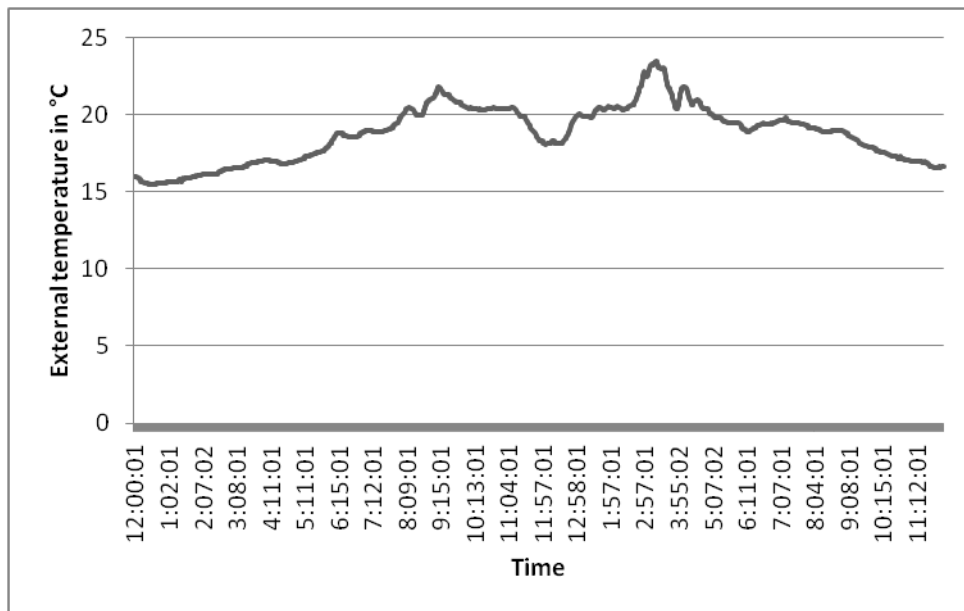


Figure 6: External temperature during the 24<sup>th</sup> September, 2014

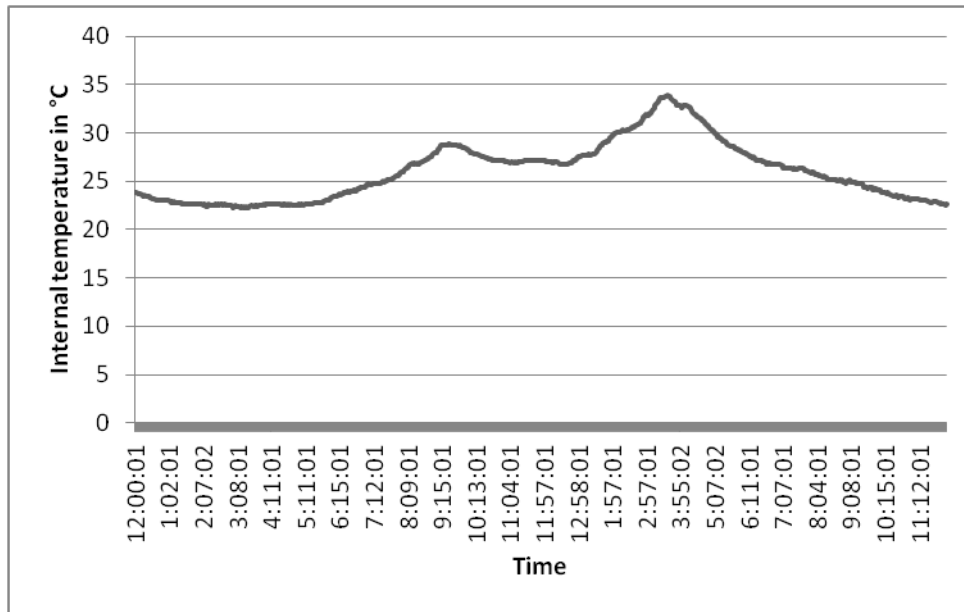


Figure 7: Internal temperature during the 24<sup>th</sup> September, 2014

- 189 • the opening system has a cooling and dehumidifier effect,
- 190 • the fog system has a cooling effect.

191 Controlling the temperature and the hygrometry is therefore of utmost impor-  
 192 tance. In order to choose the suitable output references, two main strategies  
 193 exist.

#### 194 4.2.1. The classic strategy

195 Growers refer to their knowledge to fix the hygrometry and temperature  
 196 references.

197 *Hygrometry reference.* There is no real recommendations by species. It appears  
 198 nevertheless that:

- 199 • for the multiplication phase, the hygrometry must be greater than 80 %,
- 200 • for the growth phase, the reference is comprised between 60 and 80 %,

201       • for the tomato, the reference is rather comprised between 50 and 70 %.

202

203 Let us mention some other advices. Avoid:

204       • condensations,

205       • a humidity level close to saturation (100 %),

206       • a humidity level below 40 % for seedlings,

207       • absolutely a hygrometry below 20 %.

208 *Temperature reference.* Table 2 displays references among suppliers, which are  
209 based on the species.<sup>8</sup> Observe that the difficulties for tuning an efficient con-  
210 troller may be attributed to the following causes:

211       • various references:

212           – in a day,

213           – according to the species.

214       • system parameter variations according to the plant growth.

215

#### 216 4.2.2. *The innovative strategy*

217 Tchamitchian *et al.* (2006) developed a decision-making system, called SER-  
218 RISTE. It generates daily climate reference for greenhouse grown tomatoes.  
219 This system, which uses the knowledge of advisers or expert growers to manage  
220 the greenhouse climate, can be encapsulated and exploited in a reference de-  
221 termination software. This tool provides daily references to growers taking into  
222 account various objectives such as the phytosanitary prevention, the energetic  
223 cost, the growth of the crop, ... . The system uses data such as seasons, crop  
224 stages, the daily period (divided into three subperiods), the characteristics of

---

<sup>8</sup>Temperatures are expressed in Celsius degrees.



Table 2: Temperature reference (see (Urban *et al.*, 2010))

Species	Night reference	Day reference	Remarks
Aubergine	21°C	22°C	During 4 weeks after the plant.
	19°C	21°C	To the end
Cucumber	21°C	23°C	During 4 weeks After the plant.
	20°C	22°C	During the next 6 weeks.
	19°C	21°C	To the end.
Lettuce	10°C	10°C	During 2 weeks After the plant.
	6°C	12°C	To the end.
Pepper	20°C	23°C	During 3 weeks after the plant.
	18°C	22°C	To the end.
Tomato	20°C	20°C	During 1 week after the plant.
	18.5°C	19.5°C	During the next 5 weeks.
	17.5°C	18.5°C	To the end.
Azalea	18/21°C	>18°C	
Chrysanthemum	17°C	18°C	
Gerbera	13/15°C		
Antirrhinum	10/11°C		
Carnation	12/13°C	18°C	
Rosebush	17°C	21°C	

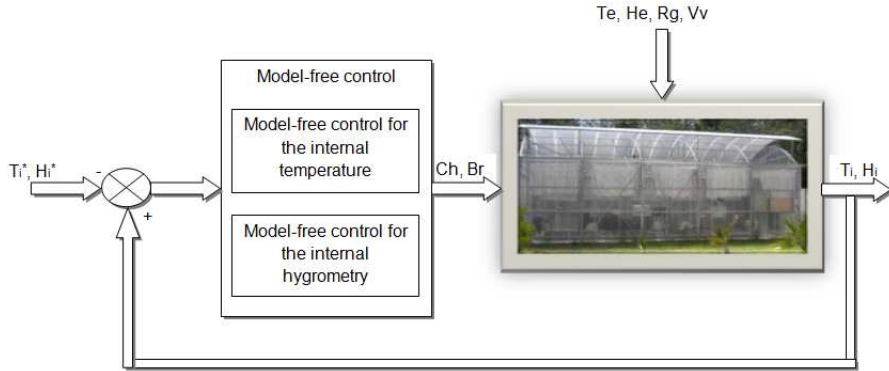


Figure 8: Block diagram of the experimental setup

225 the greenhouse system (location, heating system, ...) and dynamic informations  
 226 (past climate, crop state, ...). Sections 4.2.1 and 4.2.2 show the reference changes  
 227 according to the time of day or the plant growth. This is another justification  
 228 for our model-free control.

## 229 5. Intelligent P control of the experimental greenhouse

230 An iP (3) is implemented for the regulation of the temperature and the  
 231 hygrometry, which turn out to be naturally decoupled in our model-free setting  
 232 (Figure 8).<sup>9</sup>

233 We are estimating  $F$  via the technique sketched in Section 2.3.2.

### 234 5.1. Estimation of $F$

The estimation  $F_{\text{est}}^{\text{temp}}$  is given by

$$F_{\text{est}}^{\text{temp}} = \frac{1}{\delta} \int_{T-\delta}^T \left( -\alpha Ch + \dot{T}i^* - K_P e_{T_i} \right) d\tau \quad (5)$$

235 where:

---

<sup>9</sup>Our restriction in Section 2 to detail only SISO systems is therefore fully justified. See also Menhour *et al.* (2013) for the behavior of a vehicle.

Table 3: Setting values

Variable	Value
$\delta$	6 minutes
$\alpha$	1
$K_P$	2

- 236 •  $e_{Ti} = Ti - Ti^*$  is the temperature tracking error,
- 237 •  $\dot{T}i^*$  is the reference derivative of  $Ti$  (when internal temperature reference
- 238 is constant then  $\dot{T}i^*$  is equal to 0).

and  $F_{\text{est}}^{\text{hygro}}$  by

$$F_{\text{est}}^{\text{hygro}} = \frac{1}{\delta} \int_{T-\delta}^T \left( -\alpha Br + \dot{H}i^* - K_P e_{Hi} \right) d\tau \quad (6)$$

239 where:

- 240 •  $e_{Hi} = Hi - Hi^*$  is the temperature tracking error,
- 241 •  $\dot{H}i^*$  is the reference derivative of  $Hi$  (when internal hygrometry reference
- 242 is constant then  $\dot{H}i^*$  is equal to 0).

## 243 5.2. Setting values and results

244 The controllers  $Ch$  and  $Br$  are deduced from Equations (1), (3) and (5).  
 245 They are *Pulse Width Modulation (PWM)* controllers. The rules given in Sec-  
 246 tion 2.1 yield Table 3, which displays the same values for the two controllers.

247 The reference output is  $18^\circ C$  for the temperature with a tolerance equal to  
 248  $0.5^\circ C$  and 60 % for the hygrometry. The temperature sensors PT100 sensors,  
 249 of class A, with an accuracy of  $\pm 0.3^\circ C$ . A tolerance of  $0.5^\circ C$  would be realistic  
 250 since, for many species, the difference between night and day reference is equal  
 251 to  $1^\circ C$ , as shown in Table 2. We want to differentiate night and day. Sensors  
 252 with an accuracy of  $\pm 0.3^\circ C$  permit to take into account a tolerance equal to  
 253  $0.5^\circ C$ . Simulations last 12 hours, from 8:00 p.m. until 8:00 a.m. We choose

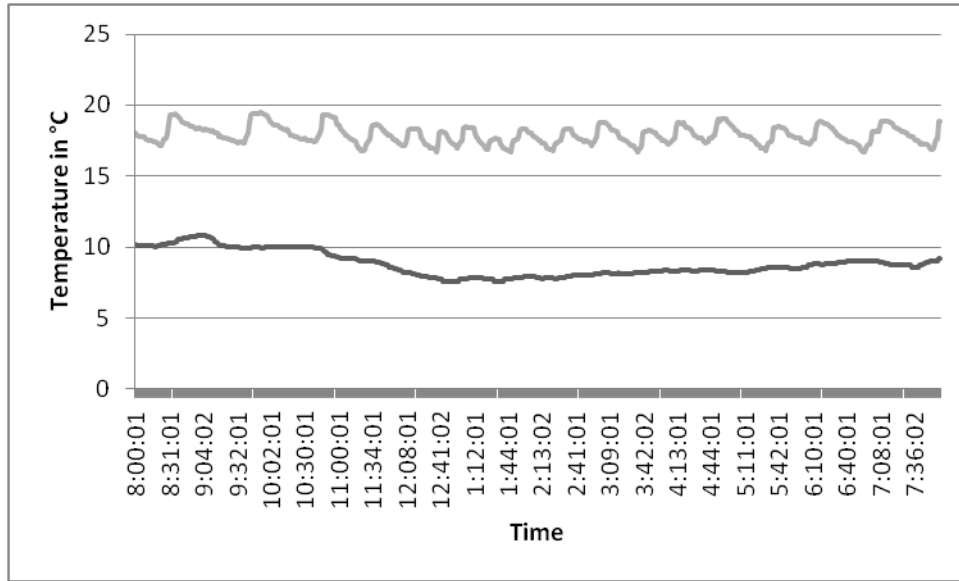


Figure 9: Temperature with model-free control (Te: black line - Ti: grey line)

254 the night in order to compare the obtained results with Boolean control (see  
 255 Section 6) in similar weather conditions.

256 Figure 9 shows the internal/external temperature evolution during the night  
 257 of 20-21 February 2014. Figure 10 shows the heating control sequences. Observe  
 258 that the heating control allows at the internal temperature  $T_i$  to be close to its  
 259 reference output. Figure 11 shows the evolution of  $F_{est}^{temp}$  during this night.

260 Figure 12 shows the internal hygrometry evolution during the night of 20-  
 261 21 February 2014. Figure 13 shows the sequences for the fog control. We can  
 262 observe that, at 4:00 a.m., the internal hygrometry  $H_i$  is also above the reference  
 263 output: it started to rain. So, the fog system  $Br$  stops. Otherwise, the internal  
 264 hygrometry  $H_i$  is close to this reference output.

265 Table 4 shows the mean and the variance of the error between  $T_i$  and the  
 266 output reference of  $T_i$  and between  $H_i$  and the reference output of  $H_i$ .

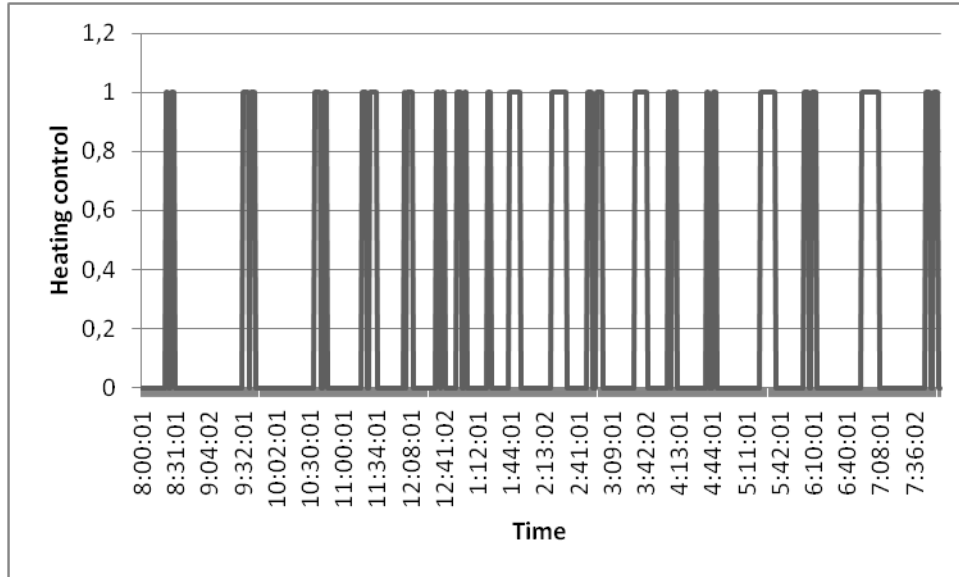


Figure 10: Heating control with model-free control

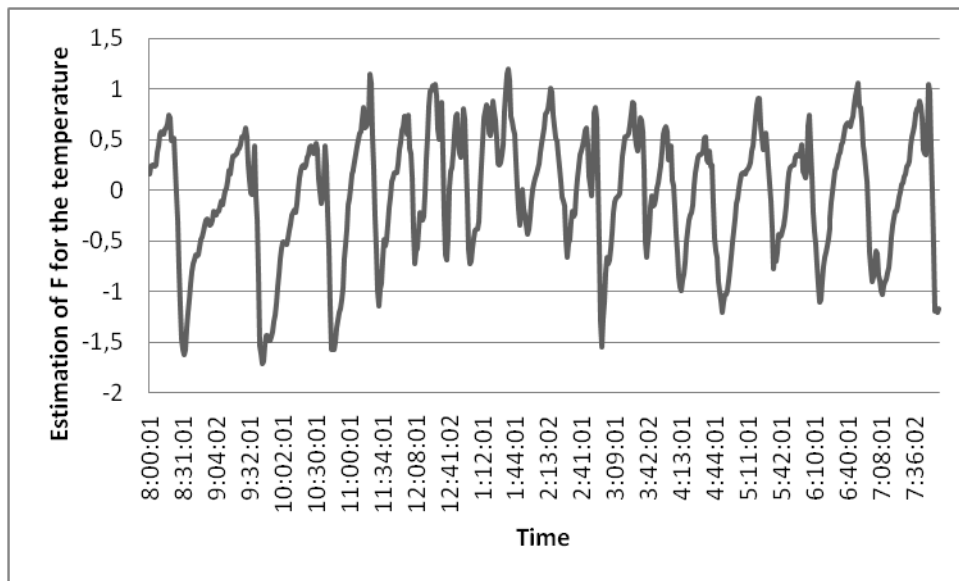


Figure 11: Evolution of  $F_{est}^{temp}$

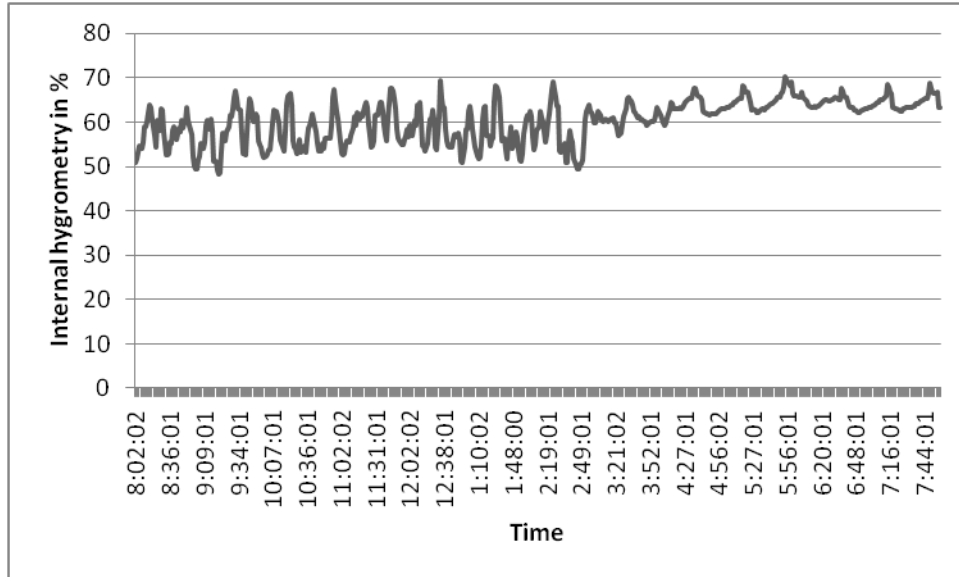


Figure 12: Internal hygrometry with model-free control

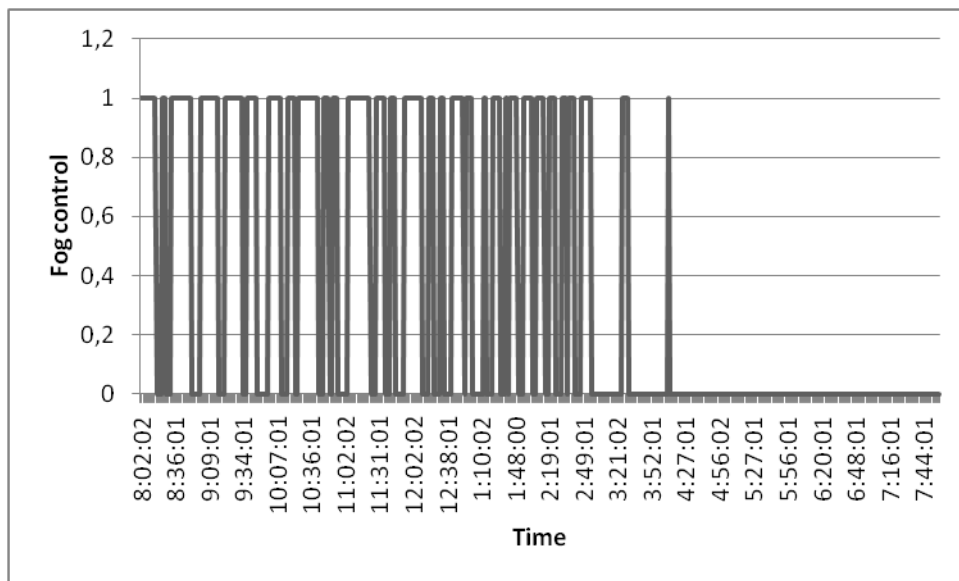


Figure 13: Fog control with model-free control

Table 4: Results evaluation for the model-free control

Output error	mean	variance
$e_{T_i}$	$-0.1^{\circ}C$	$0.4^{\circ}C$
$e_{H_i}$	0.4 %	21.8 %

Table 5: Results evaluation with a classic Boolean control

Output error	mean	variance
$e_{T_i}$	$0.8^{\circ}C$	$0.7^{\circ}C$
$e_{H_i}$	5.0 %	71.7 %

267 **6. Comparison between iP and classic Boolean control**

268 A classic Boolean control law with thresholds is employed for the compar-  
 269 isons. This type of technique is quite often utilized in agriculture. Experiments  
 270 have been carried on during two different nights, *i.e.*, 20 -21 and 21-22 February  
 271 2014, respectively for the model-free and boolean settings. The temperature ref-  
 272 erence output is  $18^{\circ}C$  with a tolerance equal to  $0.5^{\circ}C$ , as in Section 5. For the  
 273 hygrometry, a dehumidification reference should be selected. The fog control is  
 274 periodic (3 minutes on and 27 minutes off) whatever the internal hygrometry.  
 275 This Boolean control of the humidity is based on the grower rules. The dehu-  
 276 midification reference allows to set the desired maximum hygrometry inside the  
 277 greenhouse. In this test, we choose 60 %.

278 Figure 14 and 15 show respectively results for the internal temperature and  
 279 for the heating control during the night of 21-22 February 2014.

280 Figure 16 shows the internal hygrometry evolution during the night of 21-22  
 281 February 2014. Figure 17 shows the sequences for the fog control.

282 Table 5 shows the mean and the variance of the error between  $T_i$  and the  
 283 output reference of  $T_i$  for this night.

284 Tables 4 and 5 demonstrate that our model-free control strategy behaves

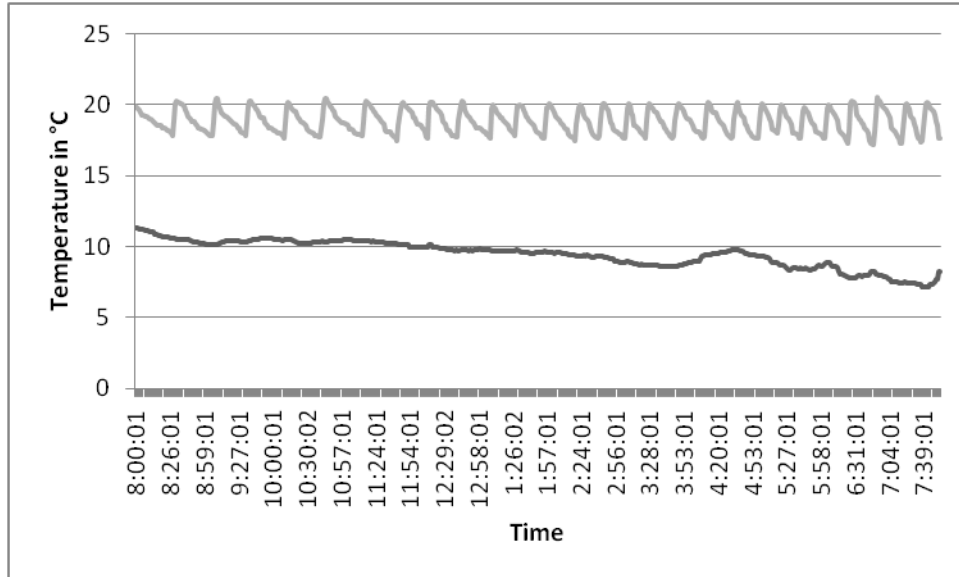


Figure 14: Temperature with a Boolean controller (Te: Black line - Ti: Grey line)

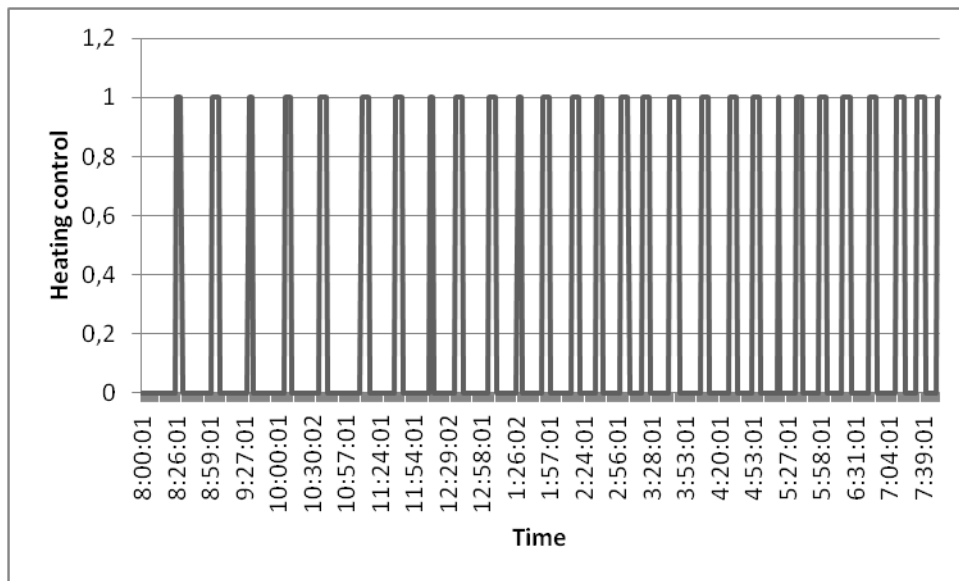


Figure 15: Heating control with a Boolean controller



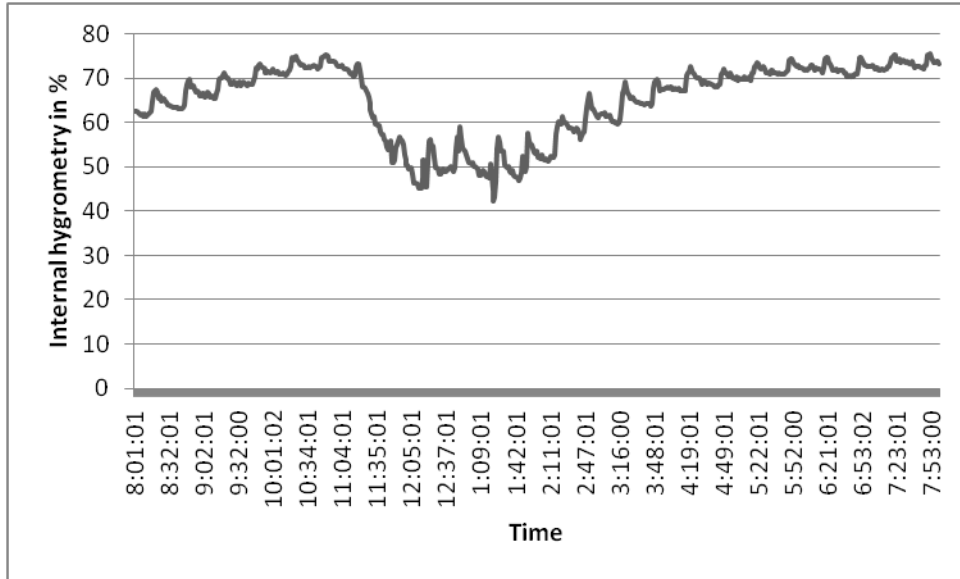


Figure 16: Internal hygrometry with a Boolean controller

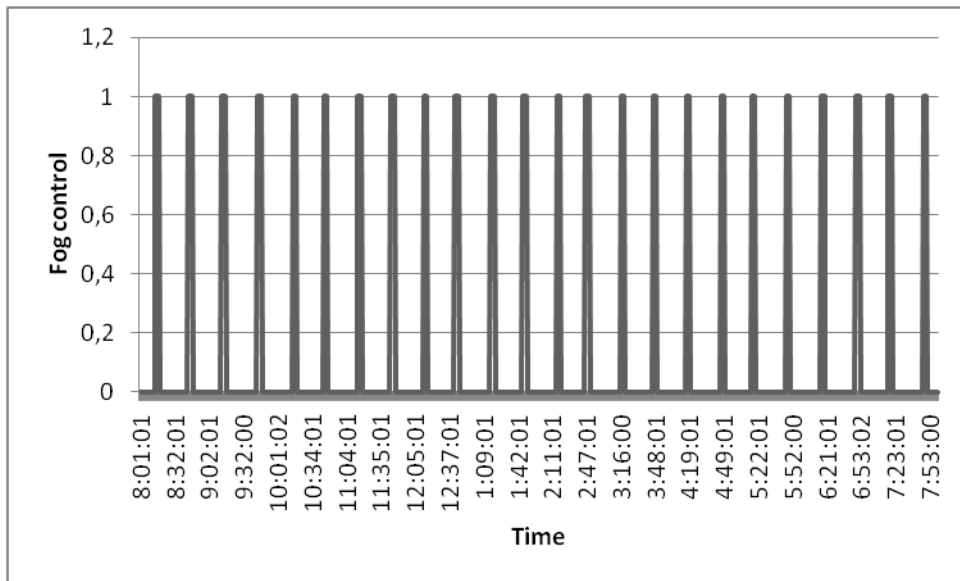


Figure 17: Fog control with a Boolean controller

Table 6: Comparisons of the energy

Actuator	Model-free control	Classical Boolean control
<i>Heat</i>	143 <i>min</i>	145 <i>min</i>

285 better than its Boolean counterpart. Let us emphasize two more points:

- 286 • as already explained in Section 4, one of the goals of climate control is to  
287 consume as little energy as possible. Table 6 shows that the heating is on  
288 only during 20 % of the time with the model-free setting. The model-free  
289 controller is therefore much cheaper,
- 290 • for a given operating time, the model-free control ensures a better tracking  
291 of the reference signal.

## 292 7. Reference change

293 Figure 18 shows results for the internal temperature with a reference change  
294 (without any modification of the parameter values of the iP controller). We  
295 regulate the greenhouse with the temperature reference output equal to  $20^{\circ}C$   
296 during the night of 11-12 February 2014. Figure 19 represents the heating  
297 control.

298 Results for the internal temperature with an other reference change are dis-  
299 played on Figure 20. We regulate the greenhouse with the temperature reference  
300 output equal to  $16^{\circ}C$  during the night of 17-18 February 2014. Figure 21 rep-  
301 represents the heating control.

302 We can observe that model-free control results are always *good* since the  
303 internal temperature follow to the reference output (see Table 7). As sketched  
304 in Section 4.2 and presented in Table 2, this is a most significant advance.

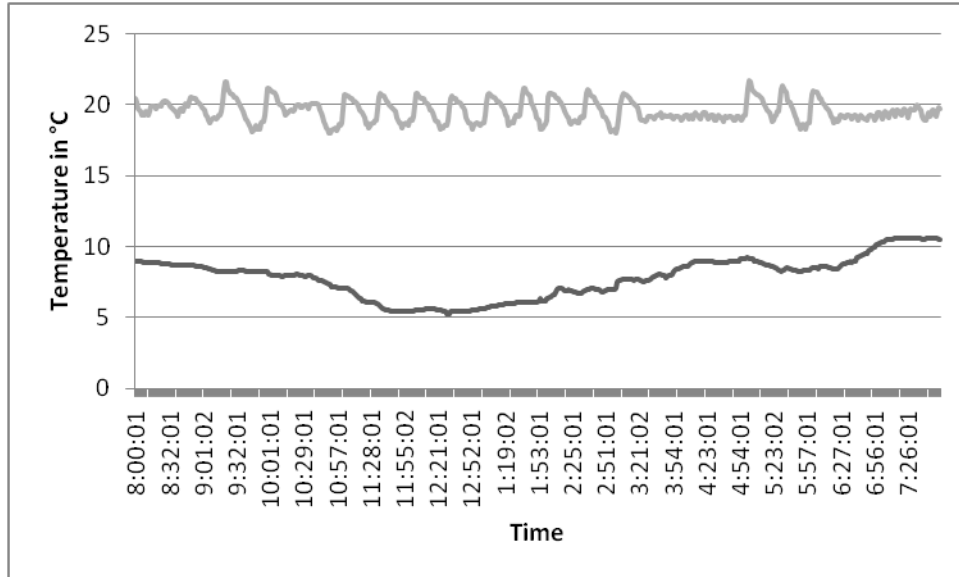


Figure 18: Temperature with model-free control (Te: Black line - Ti: Grey line)

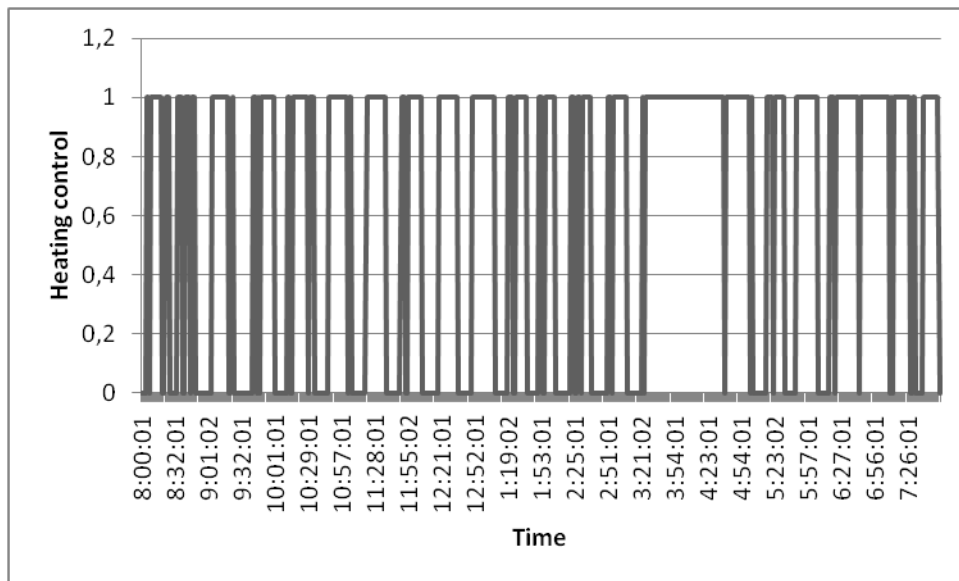


Figure 19: Heating control with model-free control

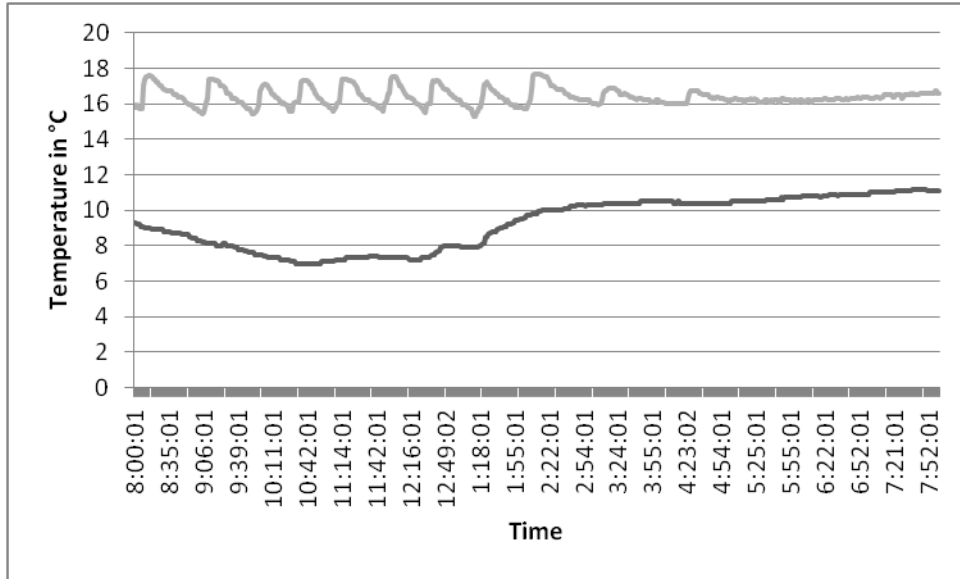


Figure 20: Temperature with model-free control (Te: Black line - Ti: Grey line)

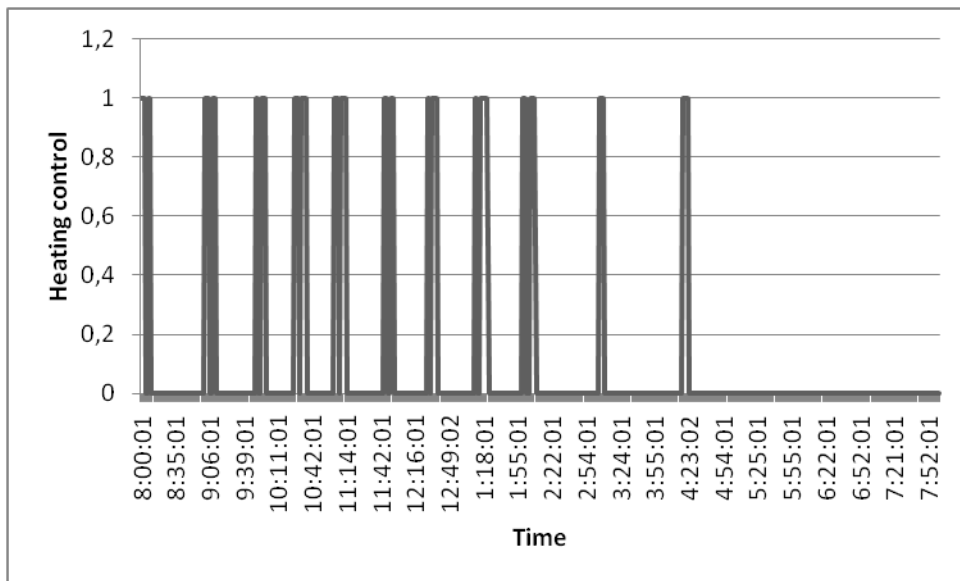


Figure 21: Heating control with model-free control

Table 7: Results evaluation for the model-free control

Output error	mean	variance
$e_{T_i}$ for $T_i^* = 20^\circ C$	$-0.4^\circ C$	$0.6^\circ C$
$e_{T_i}$ for $T_i^* = 16^\circ C$	$0.4^\circ C$	$0.2^\circ C$

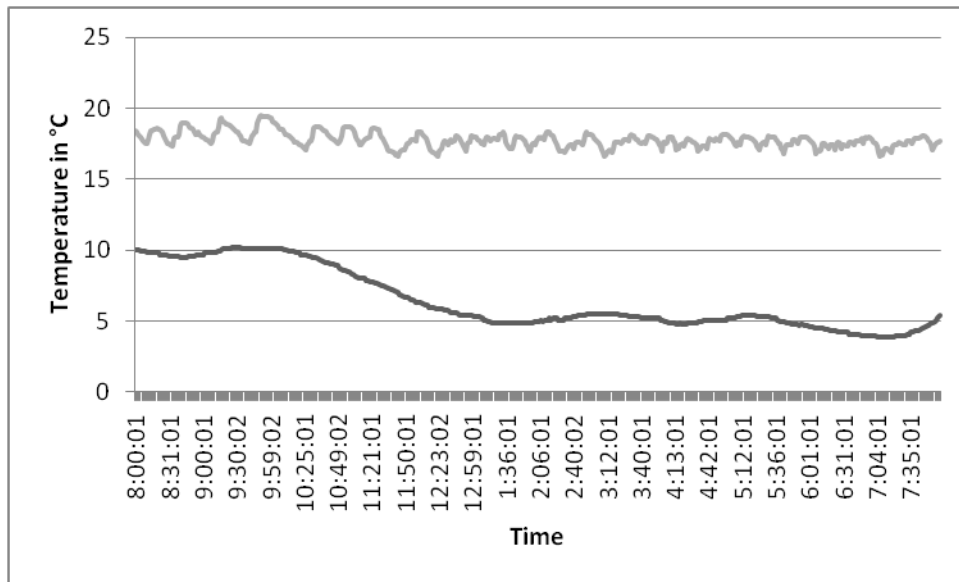


Figure 22: Temperature with model-free control (Te: Black line - Ti: Grey line)

## 305 8. Fault accommodation

306 An actuator fault can be described by Equation (4). An actuator fault on the  
 307 heating control is simulated by a loss of efficiency equal to 50 %. Figure 22 shows  
 308 results for the internal temperature with the temperature reference output equal  
 309 to  $18^\circ C$  during the night of 12-13 February 2014. Figure 23 demonstrates the  
 310 accommodation ability of the heating control. The output temperature remains  
 311 moreover very close of the internal temperature reference value.

312 Another actuator fault confirms the previous facts. Figure 24 shows the  
 313 results for the internal temperature with the temperature reference output equal  
 314 to  $18^\circ C$  during the night of 13-14 February 2014, with a loss of efficiency equal to

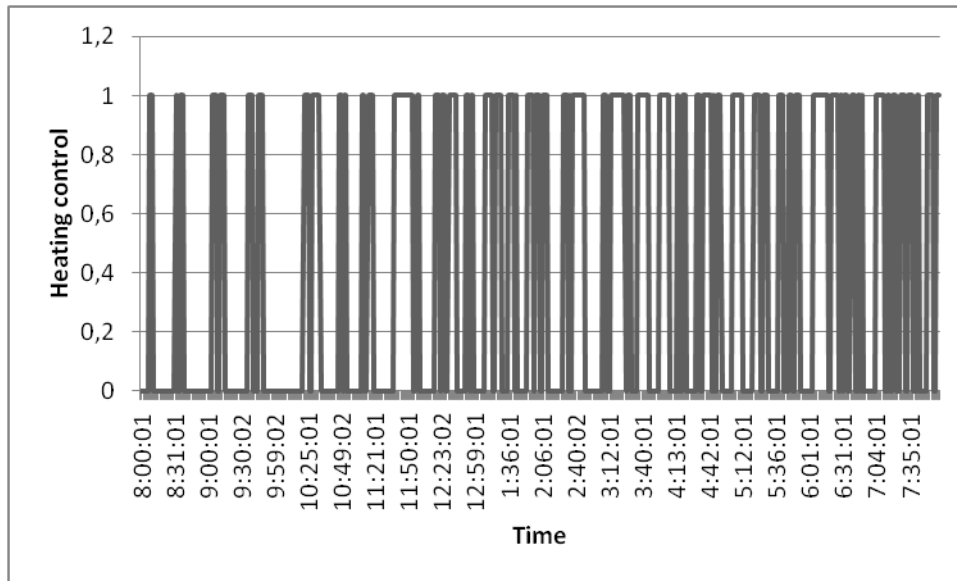


Figure 23: Heating control with model-free control

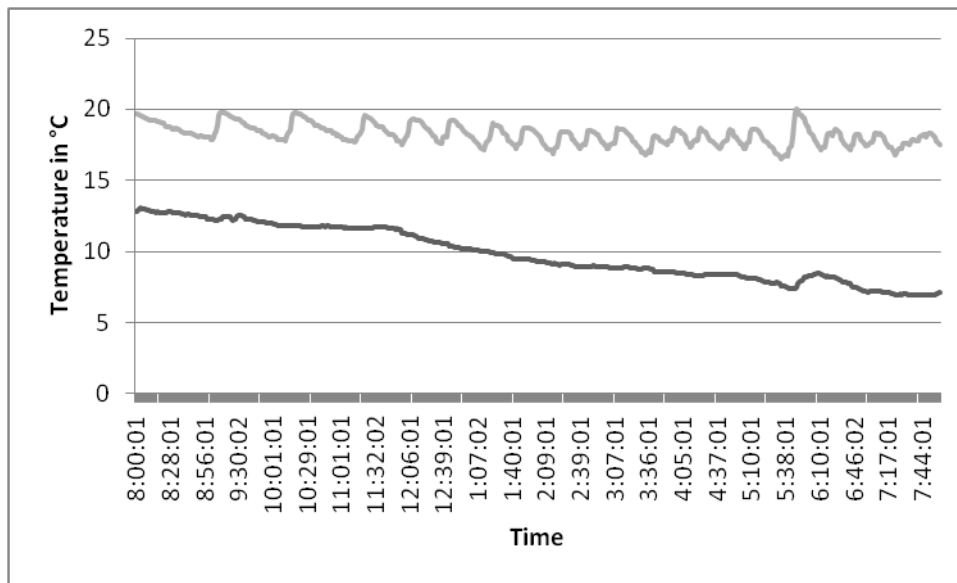


Figure 24: Temperature with model-free control (Te: Black line - Ti: Grey line)

315 25 %. The performances displayed by Figure 25 and Table 8 are again excellent.

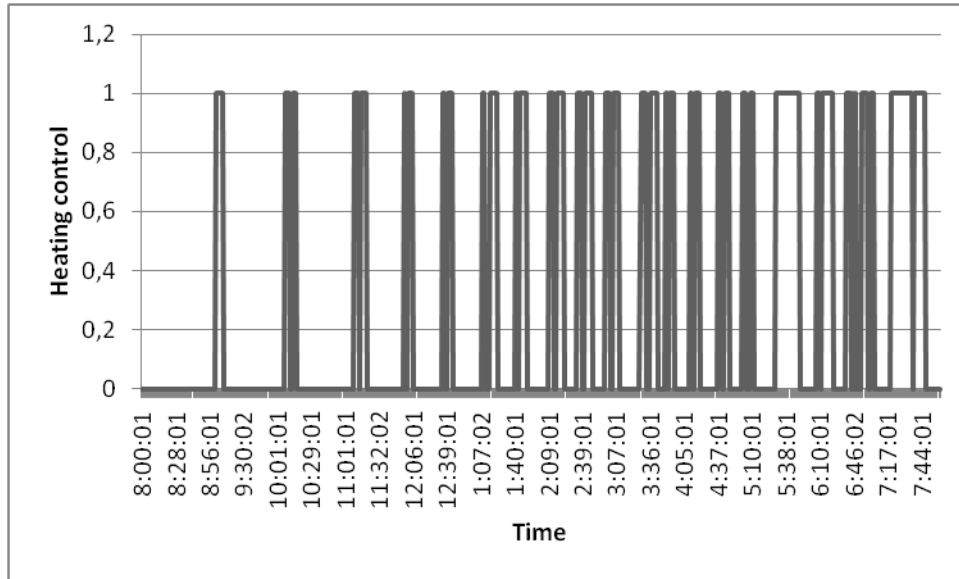


Figure 25: Heating control with model-free control

Table 8: Results evaluation for the model-free control

Output error	mean	variance
$e_{T_i}$ with $\beta = 50\%$	$-0.2^\circ C$	$0.3^\circ C$
$e_{T_i}$ with $\beta = 25\%$	$0.2^\circ C$	$0.5^\circ C$

## 316 9. Conclusion

317 Our successful model-free control strategy and its fault-tolerant capabilities  
318 will be further developed by taking advantage of technologically more advanced  
319 greenhouse systems. Let us mention here, among many other possibilities, a  
320 regulation of the  $CO_2$  rate. Further comparisons with various other feedback  
321 synthesis techniques should also be investigated. We also hope that similar tech-  
322 niques might be useful in more or less analogous domains like air-conditioning  
323 in buildings (see, *e.g.*, Liu *et al.* (2013)). Data mining techniques will also be  
324 considered (see, *e.g.*, Hou *et al.* (2006)).

## 325 References

- 326 Aaslyng, J.M., Ehler, N., Jakobsen, L., 2005. Climate control software inte-  
327 gration with a greenhouse environmental control computer Environ. Model.  
328 Soft. 20, 521–527.
- 329 Abouaissa, H., Fliess, M., Iordanova, V., Join, C., 2012. Freeway ramp metering  
330 control made easy and efficient. 13<sup>th</sup> IFAC Symp. Control Transportation  
331 Systems, Sofia.
- 332 Arvantis, K., Paraskevopoulos, P., Vernados, A., 2000. Multirate adaptative  
333 temperature control of greenhouses. Comput. Electron Agric. 26, 303–320.
- 334 Åström, K., Hägglund, T., 2006. Advanced PID Control. Instrument Soc.  
335 Amer..
- 336 Balmat, J.F., Lafont, F., 2003. Multi-model architecture supervised by Kohonen  
337 map. Sci. Electron. Techno. Inform. Telecom (SETIT'03), Sousse , 98–104.
- 338 Bennis, N., Duplaix, J., Enéa, G., Haloua, M., Youlal, H., 2008. Greenhouse  
339 climate modelling and robust control. Comput. Electron. Agric. 61, 96–107.
- 340 Blasco, X., Martinez, M., Herrero, J., Ramos, C., Sanchis, J., 2007. Model-  
341 based predictive control of greenhouse climate for reducing energy and water  
342 consumption. Comput. Electron. Agric. 55, 49–70.



- 343 Bontsema, J., Van Henten, E., Gieling, T., Swinkels, G., 2011. The effect of sen-  
344 sor errors on production and energy consumption in greenhouse horticulture.  
345 *Comput. Electron. Agric.* 79, 63–66.
- 346 Boulard, T., 1989. Water vapour transfer in a plastic house equipped with a  
347 dehumidification heat pump. *J. Agric. Engin. Res.* 44, 191–204.
- 348 Callais, M.J., 2006. Les productions migrant entre terres et serres. Agreste  
349 Primeur 173. Available at  
350 <http://agreste.agriculture.gouv.fr/IMG/pdf/primeur173.pdf>
- 351 Caponetto, R., Fortuna, L., Nunnari, G., Occhipinti, L., Xibilia, M.G., 2000.  
352 Soft computing for greenhouse climate control. *IEEE Trans. Fuzzy Syst.* 8,  
353 753–760.
- 354 Cate, A.U.T., Challa, H., 1984. On optimal computer control of the crop growth  
355 system. *Acta Hortic.* 148, 267–276.
- 356 Critten, D., Bailey, B., 2002. A review of greenhouse engineering developments  
357 during the 1990s. *Agric. Forest Meteorology* 112, 1–22.
- 358 Cunha, J., Couto, C., Ruano, A., 1997. Real-time parameter estimation of  
359 dynamic temperature models for greenhouse environmental control. *Control*  
360 *Eng. Practice* 5, 1473–1481.
- 361 De Miras, J., Join, C., Fliess, M., Riachy, S., Bonnet, S., 2013. Active magnetic  
362 bearing: A new step for model-free control. 52<sup>nd</sup> IEEE Conf. Decision Control,  
363 Florence. Preprint available at  
364 <http://hal.archives-ouvertes.fr/hal-00857649/en/>
- 365 Dong, Q., Yang, W., Yang, L., Chen, S., Du, S., Li, F., Shi, Q., Xu, Y., 2013.  
366 Crop model-based greenhouse optimal control system: Survey and perspec-  
367 tives. D. Li, Y. Chen (Eds): *Computer Computing Techno. Agric. VI – IFIP*  
368 *Advan. Informat. Communicat. Techno.* 392, 216–224, Springer.

- 369 Duarte-Galvan, C., Torres-Pacheco, I., Guevara-Gonzalez, R., Romero-  
370 Troncoso, R., Contreras-Medina, L., Rios-Alcaraz, M., Millan-Almaraz, J.,  
371 2012. Advantages and disadvantages of control theories applied in greenhouse  
372 climate control systems. Spanish J. Agri. Res. 10, 926–938.
- 373 El Ghoumari, M.Y., Tantau, H.-J., Serrano, J., 2005. Non-linear constrained  
374 MPC: Real-time implementation of greenhouse air temperature control. Com-  
375 put. Electron. Agricult. 49, 345–356.
- 376 Fliess, M., Join, C., 2013. Model-free control, Int. J. Contr. 86, 2228–2252.
- 377 Fliess, M., Join, C., 2014. Stability margins and model-free control: A first  
378 look, 13<sup>th</sup> Europ. Contr. Conf., Strasbourg. Preprint available at  
379 <http://hal.archives-ouvertes.fr/hal-00966107/en/>
- 380 Fliess, M., Join, C., Sira-Ramírez, H., 2004. Robust residual generation for  
381 linear fault diagnosis: an algebraic setting with examples. Int. J. Contr. 77,  
382 1223–1242.
- 383 Fliess, M., Join, C., Sira-Ramírez, H., 2008. Non-linear estimation is easy. Int.  
384 J. Model. Identif. Control 4, 12–27.
- 385 Fliess, M., Sira-Ramírez, H., 2003. An algebraic framework for linear identifi-  
386 cation. ESAIM Control Optimiz. Calc. Variat. 9, 151–168.
- 387 Fliess, M., Sira-Ramírez, H., 2008. Closed-loop parametric identification for  
388 continuous-time linear systems via new algebraic techniques. Eds. H. Garnier  
389 and L. Wang: Identification of Continuous-time Models from Sampled Data,  
390 Springer, 362–391.
- 391 Fourati, F., 2014. Multiple neural control of a greenhouse. Neurocomput. 139,  
392 138–144.
- 393 Gao, Z., 2014. On the centrality of disturbance rejection in automatic control.  
394 ISA Trans. 53, 850–857.

- 395 Gédouin, P.-A., Delaleau, E., Bourgeot, J.-M., Join, C., Arab-Chirani, S., Cal-  
396 loch, S., 2011. Experimental comparison of classical pid and model-free con-  
397 trol: position control of a shape memory alloy active spring. *Control Eng.*  
398 *Practice* 19, 433–441.
- 399 Gruber, J., Guzmán, J., Rodríguez, F., Bordons, C., Berenguel, M., Sánchez,  
400 J., 2011. Nonlinear MPC based on a Volterra series model for greenhouse  
401 temperature control using natural ventilation. *Control Eng. Practice* 19, 354–  
402 366.
- 403 Hou, Z., Lian, Z., Yao, Y., Yuan, X., 2006. Data mining based sensor fault  
404 diagnosis and validation for building air conditioning system. *Energy Convers.*  
405 *Manag.* 47, 2479–2490.
- 406 Ioslovich, I., Gutman, P.O., Linker, R., 2009. Hamilton-Jacobi-Bellman formal-  
407 ism for optimal climate control of greenhouse crop. *Automatica* 45, 1227-1231.
- 408 Isermann, R., 2011. *Fault-Diagnosis Applications*. Springer.
- 409 Join, C., Chaxel, F., Fliess, M., 2013. “Intelligent” controllers on cheap and  
410 small programmable devices. 2<sup>nd</sup> Int. Conf. Control Fault-Tolerant Syst.,  
411 Nice. Preprint available at  
412 <http://hal.archives-ouvertes.fr/hal-00845795/en/>
- 413 Kiltz, L., Join, C., Mboup, M., Rudolph, J., 2014. Fault-tolerant control based  
414 on algebraic derivative estimation applied on a magnetically supported plate.  
415 *Contr. Engin. Practice* 26, 107–115.
- 416 Kimball, B., 1973. Simulation of the energy balance of a greenhouse. *Agric.*  
417 *Meteorology* 11, 243–260.
- 418 Kittas, C., Batzanas, T., 2007. Greenhouse microclimate and dehumidification  
419 effectiveness under different ventilator configurations. *Building Environ.* 42,  
420 3774–3784

- 421 Lafont, F., Balmat, J.F., 2002. Optimized fuzzy control of a greenhouse. Fuzzy  
422 Sets Syst. 128, 47–59.
- 423 Lafont, F., Balmat, J.F., Taurines, M., 2005. Fuzzy forgetting factor for system  
424 identification. 3<sup>rd</sup> IEEE Int. Conf. Systems Signals Devices, Sousse, 2005.
- 425 Lafont, F., Balmat, J.F., Pessel, N., Fliess, M., 2014. Model-free control and  
426 fault accommodation for an experimental greenhouse. International Con-  
427 ference on Green Energy and Environmental Engineering, Sousse. Preprint  
428 available at <http://hal.archives-ouvertes.fr/hal-00978226/en/>
- 429 Lafont, F., Pessel, N., Balmat, J.F., Fliess, M., 2013. On the model-free con-  
430 trol of an experimental greenhouse. World Congress Engineering Computer  
431 Science 2013, International Association of Engineers, San Francisco. Preprint  
432 available at <http://hal.archives-ouvertes.fr/hal-00831598/en/>
- 433 Landau, I.D., Lozano, R., M'Saad, M., Karimi, A., 2011. Adaptive Control. 2<sup>nd</sup>  
434 ed., Springer.
- 435 Liu X., Jiang Y., Zhang T., 2013. Temperature and Humidity Independent  
436 Control (THIC) of Air-conditionning System. Springer.
- 437 Medjber, A., 2012. Automatisation d'une serre agricole: Commande et  
438 régulation. Édit. Univ. Europ..
- 439 Menhour, L., D'Andréa-Novel, B., Fliess, M., Mounier, H., 2013. Multivariable  
440 decoupled longitudinal and lateral vehicle control: A model-free design. 52<sup>nd</sup>  
441 IEEE Conf. Decision Control, Florence. Preprint available at  
442 <http://hal.archives-ouvertes.fr/hal-00859444/en/>
- 443 Noura, H., Theilliol, D., Ponsart, J.-C., Chamseddine, A., 2009. Fault-tolerant  
444 Control Systems: Design and Practical Applications. Springer.
- 445 O'Dwyer, A., 2009. Handbook of PI and PID Controller Tuning Rules. (3<sup>rd</sup>  
446 ed.), London : Imperial College Press.

- 447 Pasgianos, G.D., Arvanitis, K.G., Polycarpou, P., Sigrimis, N., 2003. A non-  
448 linear feedback technique for greenhouse environmental control. *Comput.*  
449 *Electron. Agricul.* 40, 153–177.
- 450 Pessel, N., Balmat, J.F., 2005. Principal component analysis to the modelling  
451 of systems - application to an experimental greenhouse. *3<sup>rd</sup> IEEE Int. Conf.*  
452 *Systems Signals Devices*, Sousse.
- 453 Pessel, N., Duplaix, J., Balmat, J.F., Lafont, F., 2009. A multi-structure mod-  
454 eling methodology. V.E. Balas, J. Fodor, A.R. Várkonyi-Kóczy, Eds: *Soft*  
455 *Computing Based Modeling in Intelligent Systems*, *Studies in Computational*  
456 *Intelligence*, Springer, 196, 93–113.
- 457 Piñón, S., Camacho, E.F., Kuchen, B., Peña, M., 2005. Constrained predictive  
458 control of a greenhouse. *Comput. Electron. Agricul.* 49, 317–329.
- 459 Ponce, P., Molina, A., Cepeda, P., Lugo, E., 2014. *Greenhouse Design and*  
460 *Control*. CRC Press.
- 461 Ramírez-Arias, J.L., Rodríguez, F., Guzmán, J., Berenguel, M., 2012. Multi-  
462 objective hierarchical control architecture for greenhouse crop growth. *Auto-*  
463 *matica* 48, 490–498.
- 464 Rodríguez, F., Berenguel, M., Guzman, J.L., Ramírez-Arias, A., 2015. *Modeling*  
465 *and Control of Greenhouse Crop Growth*. Springer.
- 466 Salgado, P., Cunha, J., 2005. Greenhouse climate hierarchical fuzzy modelling.  
467 *Control Eng. Practice* 13, 613–628.
- 468 Shamshiri, R., Ismail, W.I.W., 2013. A review of greenhouse climate control  
469 and automation systems in tropical regions. *J. Agric. Sci. Appl.* 2, 176–183.
- 470 Shumsky, A., Zhirabok, A., Jiang, B., 2011. Fault accomodation in nonlinear  
471 and linear dynamic systems: Fault decoupling based approach. *Int. J. Innovat.*  
472 *Comput. Informat. Contr.* 7, 4535–4549.

- 473 Sira-Ramírez, H., García-Rodríguez, C., Cortès-Romero, J., Luviano-Juárez, A.,  
474 2014, Algebraic Identification and Estimation Methods in Feedback Control  
475 Systems. Wiley.
- 476 Speetjens, S.L., Stigter, J.D., Van Straten, G., 2009, Towards an adaptive model  
477 for greenhouse control. *Comput. Electron. Agricul.* 67, 1–8.
- 478 van Straten, G., van Willigenburg, H., van Henten, F., van Ooteghem, R., 2010.  
479 Optimal Control of Greenhouse Cultivation. CRC Press.
- 480 Tchamitchian, M., Martin-Clouaire, R., Lagier, J., Jeannequin, J., Mercier, S.,  
481 2006. Serriste: A daily set point determination software for glasshouse tomato  
482 production. *Comput. Electron. Agric.* 50, 25–47.
- 483 Urban, L., Urban, I., 2010. La production sous serre, tome 1, la gestion du  
484 climat. 2<sup>e</sup> éd., Lavoisier.
- 485 Viard-Gaudin, C., 1981. Simulation et commande auto-adaptative d’une serre  
486 agricole. Thèse, Université de Nantes.
- 487 Villagra, J., d’Andréa-Novel, B., Fliess, M., Mounier, M., 2011a. A diagnosis-  
488 based approach for tire-road forces and maximum friction estimation. *Contr.*  
489 *Engin. Practice* 19, 174–184.
- 490 Villagra, J., d’Andréa-Novel, B., Fliess, M., Mounier, M., Menhour, L., 2011b.  
491 Corrigendum to “A diagnosis-based approach for tire-road forces and maxi-  
492 mum friction estimation”. *Contr. Engin. Practice* 19, 1252.
- 493 Von Zabeltitz, C., 2011. Integrated Greenhouse Systems for Mild Climates.  
494 Springer.
- 495 Yosida, K., 1984. Operational Calculus (translated from the Japanese).  
496 Springer.
- 497 Zhang, Z., 2008. Multiobjective optimization immune algorithm in dynamic  
498 environments and its application to greenhouse control. *Appl. Soft Comput.*  
499 8, 959–971.