



**HAL**  
open science

## Energy gap evolution across the superconductivity dome in single crystals of $(\text{Ba}_{1-x}\text{K}_x)\text{Fe}_2\text{As}_2$

Kyuil E Cho, Marcin E Kończykowski, Serafim E Teknowijoyo, Makariy E Tanatar, Yong E Liu, Thomas E Lograsso, Warren E Straszheim, Vivek E Mishra, Saurabh E Maiti, Peter J Hirschfeld, et al.

### ► To cite this version:

Kyuil E Cho, Marcin E Kończykowski, Serafim E Teknowijoyo, Makariy E Tanatar, Yong E Liu, et al.. Energy gap evolution across the superconductivity dome in single crystals of  $(\text{Ba}_{1-x}\text{K}_x)\text{Fe}_2\text{As}_2$ . *Science Advances*, 2016, 2, pp.e1600807. 10.1126/sciadv.1600807. hal-01445410

**HAL Id: hal-01445410**

**<https://polytechnique.hal.science/hal-01445410>**

Submitted on 24 Jan 2017

**HAL** is a multi-disciplinary open access archive for the deposit and dissemination of scientific research documents, whether they are published or not. The documents may come from teaching and research institutions in France or abroad, or from public or private research centers.

L'archive ouverte pluridisciplinaire **HAL**, est destinée au dépôt et à la diffusion de documents scientifiques de niveau recherche, publiés ou non, émanant des établissements d'enseignement et de recherche français ou étrangers, des laboratoires publics ou privés.

# Energy gap evolution across the superconductivity dome in single crystals of $(\text{Ba}_{1-x}\text{K}_x)\text{Fe}_2\text{As}_2$

Kyuil Cho,<sup>1,2</sup> Marcin Kończykowski,<sup>3</sup> Serafim Teknowijoyo,<sup>1,2</sup> Makariy A. Tanatar,<sup>1,2</sup> Yong Liu,<sup>1</sup> Thomas A. Lograsso,<sup>1,4</sup> Warren E. Straszheim,<sup>1</sup> Vivek Mishra,<sup>5,6</sup> Saurabh Maiti,<sup>7</sup> Peter J. Hirschfeld,<sup>7</sup> Ruslan Prozorov<sup>1,2\*</sup>

2016 © The Authors, some rights reserved; exclusive licensee American Association for the Advancement of Science. Distributed under a Creative Commons Attribution NonCommercial License 4.0 (CC BY-NC). 10.1126/sciadv.1600807

The mechanism of unconventional superconductivity in iron-based superconductors (IBSs) is one of the most intriguing questions in current materials research. Among non-oxide IBSs,  $(\text{Ba}_{1-x}\text{K}_x)\text{Fe}_2\text{As}_2$  has been intensively studied because of its high superconducting transition temperature and fascinating evolution of the superconducting gap structure from being fully isotropic at optimal doping ( $x \approx 0.4$ ) to becoming nodal at  $x > 0.8$ . Although this marked evolution was identified in several independent experiments, there are no details of the gap evolution to date because of the lack of high-quality single crystals covering the entire K-doping range of the superconducting dome. We conducted a systematic study of the London penetration depth,  $\lambda(T)$ , across the full phase diagram for different concentrations of point-like defects introduced by 2.5-MeV electron irradiation. Fitting the low-temperature variation with the power law,  $\Delta\lambda \sim T^n$ , we find that the exponent  $n$  is the highest and the  $T_c$  suppression rate with disorder is the smallest at optimal doping, and they evolve with doping being away from optimal, which is consistent with increasing gap anisotropy, including an abrupt change around  $x \approx 0.8$ , indicating the onset of nodal behavior. Our analysis using a self-consistent  $t$ -matrix approach suggests the ubiquitous and robust nature of  $s_{\pm}$  pairing in IBSs and argues against a previously suggested transition to a  $d$ -wave state near  $x = 1$  in this system.

## INTRODUCTION

Understanding the mechanisms of superconductivity in iron-based superconductors (IBSs) is a challenging task, partially due to the multiband character of interactions and scattering (1–4). On the other hand, the rich chemistry of IBSs offers a unique opportunity to study the physics within one family of materials and test material-specific theories of superconductivity. It is widely believed that spin fluctuations due to repulsive Coulomb interactions are responsible for superconductivity and lead to sign-changing pair states around the Fermi surface. Theories of superconductivity based on exchange of these electronic excitations predict that large-momentum pair scattering processes dominate the pairing interactions, but details distinguish between competing pair states, usually  $s$  wave and  $d$  wave. For the simplest band structures characteristic of these systems, it was found that optimally doped systems should have a fully gapped,  $s$ -wave ground state, but as the system was overdoped,  $d$  wave would become more competitive and even the  $s$ -wave state would become extremely anisotropic (5). Systematically testing these predictions would be an important step toward understanding the origins of superconductivity in these systems.

Among various IBSs,  $(\text{Ba}_{1-x}\text{K}_x)\text{Fe}_2\text{As}_2$  (BaK122) is, perhaps, one of the most interesting and intensively studied compounds, exhibiting an unusual variation of the superconducting gap structure across the superconducting dome that exists between  $x \approx 0.18$  and 1. In the optimally doped region,  $x \approx 0.35$  to 0.4, two effective isotropic super-

conducting gap scales (roughly with a 2:1 magnitude ratio) were identified in many experiments, for example, thermal conductivity (6), London penetration depth (7, 8), and angle-resolved photoemission spectroscopy (ARPES) (8–12). In the heavily overdoped region,  $x \geq 0.8$ , a gap with line nodes was identified by thermal conductivity (13–15), London penetration depth (16), and ARPES (9, 11). Although some thermodynamic (17, 18) and small-angle neutron measurements (19) have reported tiny full gaps instead, there is a consensus that the gap anisotropy is very strong.

An important feature of the overdoped Ba122 system is the Lifshitz transition reported for both electron-doped (20) and hole-doped (21) compounds. In the material of interest here, BaK122, there is a series of Lifshitz transitions in the  $x \sim 0.7$  to 0.9 region that result in the replacement of electron-like pockets at the  $M$  point by hole-like pockets (21, 22), although a more precise determination of the critical compositions and the exact evolution of the three-dimensional band structure is still lacking. Indeed, this marked change in the electronic band structure must be taken into account when trying to explain the observed evolution of the superconducting properties with doping. One of the problems is the absence of systematic studies for a sufficient number of different compositions with reliably established values of  $x$ , spanning the whole doping range. Here, we measured 16 different compositions with  $x$  values determined by the wavelength-dispersive spectroscopy (WDS) in each measured sample.

Although there is an overall experimental consensus on the evolution with doping from large, isotropic to smaller, highly anisotropic gaps in BaK122, several possible theoretical interpretations exist. Most authors propose a crossover between two generalized  $s$ -wave states, where the usual configuration of isotropic gaps with opposite signs on the electron and hole pockets crosses over to a configuration with opposite signs on the hole pockets resulting in accidental nodes (15).

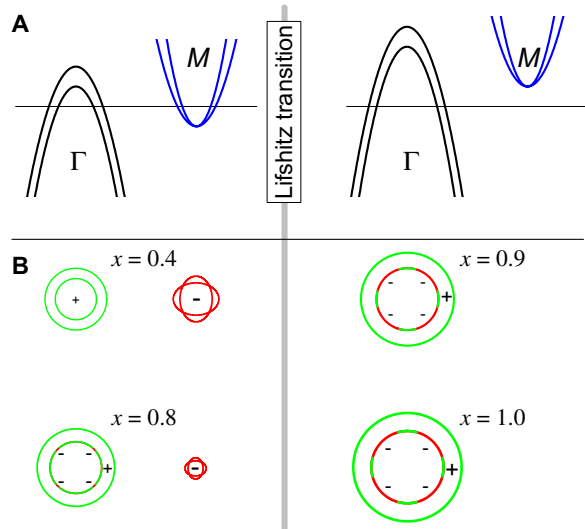
<sup>1</sup>Ames Laboratory, Ames, IA 50011, USA. <sup>2</sup>Department of Physics and Astronomy, Iowa State University, Ames, IA 50011, USA. <sup>3</sup>Laboratoire des Solides Irradiés, École Polytechnique, CNRS, CEA, Université Paris-Saclay, 91128 Palaiseau Cedex, France. <sup>4</sup>Department of Materials Science and Engineering, Iowa State University, Ames, IA 50011, USA. <sup>5</sup>Joint Institute for Computational Sciences, University of Tennessee, Knoxville, TN 37996, USA. <sup>6</sup>Center for Nanophase Materials Sciences, Oak Ridge National Laboratory, Oak Ridge, TN 37831, USA. <sup>7</sup>Department of Physics, University of Florida, Gainesville, FL 32611, USA.

\*Corresponding author. Email: prozorov@iastate.edu

This crossover may happen through an intermediate time-reversal symmetry broken  $s + is$  state (23). Some consider a transition from  $s_{\pm}$  to  $d$  wave either directly (24) or via an intermediate  $s + id$  state (1, 25, 26). Still, others propose the existence of too-small-to-measure but finite “Lilliputian” gaps (17, 18). Because of the multitude of Fermi surface sheets and the absence of direct phase-sensitive experiments, it is difficult to pinpoint the most plausible explanation, and further studies are needed.

This is where the introduction of controlled artificial disorder becomes a very useful tool. In fact, impurity scattering is phase-sensitive and therefore can be used to at least narrow down possible scenarios. In most cases, only suppression of  $T_c$  is studied, and even then, it can provide important information. For example, strong support for  $s_{\pm}$  pairing was found in electron-irradiated  $\text{Ba}(\text{Fe,Ru})_2\text{As}_2$  (27). Of course, in IBSs, it is rather difficult to draw definitive conclusions from  $T_c$  suppression alone because of the many parameters involved in multiband pair-breaking (28). Measurements of another disorder-sensitive parameter, for example, low-temperature behavior of London penetration depth, can significantly constrain theoretical interpretations. This was suggested as a way to distinguish between  $s_{\pm}$  and  $s_{++}$  pairing (29). This idea has been used to interpret the data in  $\text{BaFe}_2(\text{As,P})_2$  (30) and  $\text{SrFe}_2(\text{As,P})_2$  (31), where potential scattering lifted the nodes, thus proving them accidental and, therefore, lending a strong support to  $s_{\pm}$  pairing.

Here, we measured low-temperature variation of London penetration depth,  $\Delta\lambda(T)$ , down to 50 mK in 16 different compositions of BaK122, for most of which the effect of artificial point-like disorder induced by 2.5-MeV electron irradiation at several doses was examined. By analyzing both the rate of  $T_c$  suppression and changes in  $\Delta\lambda(T)$ , we conclude that increasing gap anisotropy on one of the hole bands at the  $\Gamma$  point leads to the development of accidental nodes, and when the electron band no longer crosses the Fermi level at the  $M$  point,  $s_{\pm}$  pairing is realized between two hole bands. This is illustrated schematically in



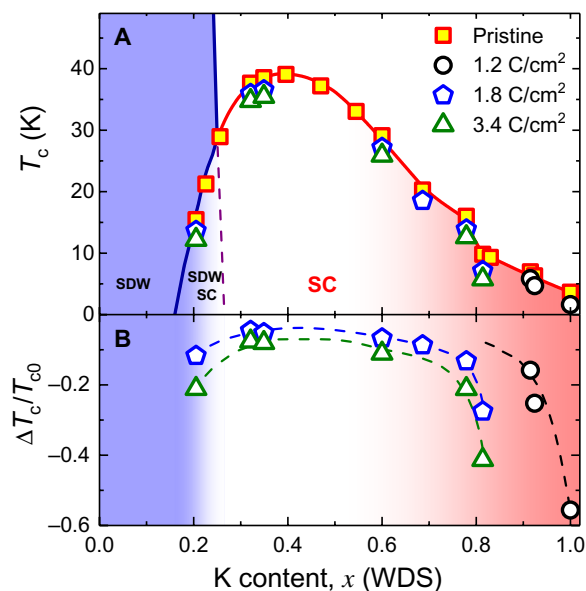
**Fig. 1. (Color online) Schematic illustration of the effective band structure and order parameter evolution with doping. (A)** Change in the electronic band structure across the Lifshitz transition. The electron pocket at  $M$  is lifted but remains in the vicinity of  $E_F$ . The extended  $s_{\pm}$  pairing survives but is shifted to the hole bands at the  $\Gamma$  point. **(B)** Hole and electron pockets relevant for calculations with the sign-changing order parameter. Signs are encoded by green (+) and red (-) colors.

Fig. 1. In principle, the incipient electron band can still play a role in interband interactions and pair-breaking scattering, but these effects are not qualitatively relevant here because superconductivity is supported by robust bands at the Fermi level (32, 33). We also discuss the possibility of a crossover from  $s$  to  $d$  symmetry with increasing  $x$  and conclude that this is very unlikely, in line with ARPES studies that find accidental nodes on hole bands all the way up to  $x = 1$  (11, 34).

## RESULTS

Figure 2A shows the composition phase diagram of BaK122 compounds. The superconducting transition temperature,  $T_c(x)$ , was determined as the midpoint of the transition in penetration depth measurements (see fig. S1). For pristine samples,  $T_{c0}(x)$  shows its maximum value of 39 K at around  $x \approx 0.40$  and gradually decreases toward lower and higher  $x$ , forming a ubiquitous superconducting “dome.” Although the evolution of  $T_c(x)$  is smooth in general, there is an apparent jump near  $x = 0.80$ . This anomaly correlates with the appearance of accidental nodes induced in this material as a consequence of the Lifshitz transition (35). For most compositions shown in Fig. 2, the same samples were electron-irradiated and the London penetration depth was measured before and after each irradiation run. The relative change,  $(T_c - T_{c0})/T_{c0}$ , is shown in Fig. 2B for the same samples as in Fig. 2A. The largest suppression of  $\sim 47\%$  per  $1 \text{ C/cm}^2$  ( $\sim 56.4\%$  for  $1.2 \text{ C/cm}^2$ ) was found in pure  $\text{KFe}_2\text{As}_2$ , and the smallest suppression was found in the optimally doped compounds.

As shown in Fig. 3, the “physically meaningful” normalized  $T_c$  suppression plotted versus resistivity at  $T_c$  shows a significant increase when transitioning from optimal to overdoped regimes. Note that because of



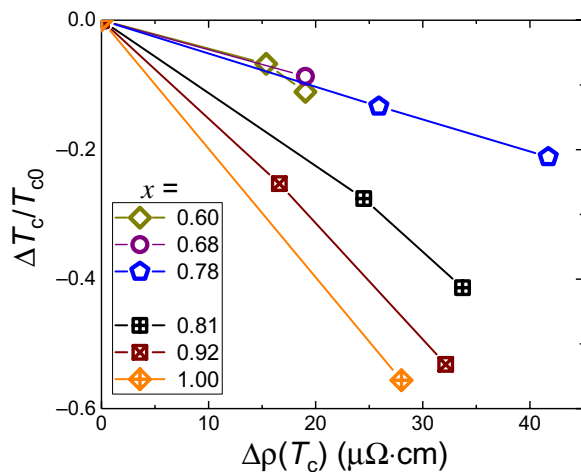
**Fig. 2. (Color online) Temperature-composition phase diagram. (A)** Composition-dependent superconducting transition temperature,  $T_c(x)$ , in pristine (squares) and electron-irradiated (other symbols, see legend) samples. SDW, spin-density wave; SC, superconducting phase. **(B)** Normalized  $\Delta T_c/T_{c0}$ . The largest  $T_c$  suppression is found at  $x \geq 0.8$ . The color shade indicates long-range magnetic order at small  $x$  and crossover to nodal behavior at large  $x$ .

magnetic ordering, these rates should not be compared directly to those of the underdoped regime, which require a separate analysis as a result of the competition between superconductivity and magnetism (36).

In terms of the rate per irradiation fluence, the normalized suppression rate of optimally doped samples (fig. S4A) is about 0.025 per 1 C/cm<sup>2</sup> and increases to 0.07 per 1 C/cm<sup>2</sup> in the underdoped samples ( $x = 0.22$ ), consistent with our previous report (7). In sharp contrast, the suppression rate increases markedly in the far overdoped region, reaching 0.47 per 1 C/cm<sup>2</sup>, which is 20 times larger than that of the optimally doped regime. All these numbers for the rate of  $T_c$  suppression (i) are much greater than those expected from conventional  $s_{++}$  pairing and (ii) can be explained within a generalized  $s_{\pm}$  pairing model if one is allowed to tune gap anisotropy and the ratio of interband/intraband scattering [see Prozorov *et al.* (27) and references therein].

To understand the evolution of the superconducting gap with doping and disorder, we analyze the low-temperature behavior of the London penetration depth in terms of the power law,  $\Delta\lambda(T) = A(T/T_c)^n$ , as shown in Fig. 4 and summarized in Fig. 5. To present the observed systematic trends, the upper panels in Fig. 4 show  $\Delta\lambda(T)$  on a fixed scale of 0 to 140 nm and at a temperature range of 0 to 0.3 ( $T/T_c$ ) (fig. S1 shows full-range curves). Figure 5A shows the composition variation of  $\Delta\lambda(0.3T/T_c)$  reflecting the density of thermally excited quasi-particles. There is a clear trend of a marked increase in  $\Delta\lambda$  as we move away from optimal doping. At small  $x$ , this trend is naturally explained in terms of the competition between superconducting and SDW order (7, 36, 37). The increase toward the underdoped region is quite monotonic, whereas the increase toward  $x = 1$  is distinctly nonmonotonic. There is even some decrease of  $\Delta\lambda(0.3T_c)$  around  $x = 0.80$ , coincident with the anomaly in  $T_c(x)$  (Fig. 2) and where the Lifshitz transition is believed to occur (21). Similar nonmonotonic behavior in the same region was reported before (15); thus, it seems that this is not an experimental aberration. In fact, this feature may signal the onset of accidental nodes near the Lifshitz transition (35).

The lower panels in Fig. 4 show the exponent,  $n$ , obtained in the power-law fitting. To examine the robustness of the power-law representation, fitting of  $\Delta\lambda(T/T_c)$  was performed from the base temperature up to three different upper limits,  $T_{up}/T_c = 0.2, 0.25$ , and 0.30. The results



**Fig. 3. (Color online) Normalized suppression,  $\Delta T_c/T_{c0}$  versus resistivity at  $T_c$  obtained from normal skin depth (see fig. S2).**

are shown by three points in each frame of the lower panel in Fig. 4. Figure 5B summarizes the composition and irradiation evolution of the exponent  $n$  obtained at  $T_{up}/T_c = 0.3$ . Horizontal lines show three principal limits of the exponent  $n$  expected for different scenarios. A clean line nodal gap corresponds to  $n = 1$ , whereas exponential behavior is experimentally not distinguishable from a large exponent ( $n \geq 3$  to 4). In all cases,  $n = 2$  is the terminal dirty limit for any scenario with pair-breaking ( $s_{\pm}$  or  $d$  wave), but it should be exponential for  $s_{++}$  pairing where nonmagnetic scattering is not pair-breaking.

At small  $x$ , in the coexistence regime, the gap anisotropy increases, but we find no evidence of nodes, consistent with previous studies (7, 36). This result argues against an  $s_{++}$  gap structure, in which the reconstruction of Fermi surfaces due to SDW order must lead to robust nodes (37). Upon electron irradiation,  $T_c$  slowly decreases, suggesting moderate gap anisotropy and the presence of small but significant interband impurity scattering (38). Close to the optimal composition of  $x = 0.4$ , the penetration depth exponent  $n$  decreases significantly with irradiation, providing strong evidence for  $s_{\pm}$  pairing. On the other hand, even upon a high-dose irradiation of 3.4 C/cm<sup>2</sup>, the exponent remains greater than  $n = 3$ , whereas  $T_c$  decreases by 8%, which is suggestive of robust full gaps. In a fully gapped  $s_{++}$  state, the only effect of disorder is to average the gap over the Fermi surface, leading inevitably to the increase of the minimum gap and therefore an increase in the exponent  $n$  with disorder, contrary to our observations.

Moving to a higher  $x$  away from optimal composition, the gap anisotropy increases and the exponent  $n$  for the pristine samples decreases. Upon irradiation, the gap anisotropy is smeared out and the exponent increases even in the  $s_{\pm}$  case, provided that all bands are still fully gapped and the intraband impurity scattering is dominant. This is apparently the case for  $x = 0.54$ . For yet higher doping levels, the anisotropy becomes so strong that the system develops accidental nodes ( $n \rightarrow 1$ ), which, in this case, are apparently not lifted by the disorder (39). This is possibly due to (i) the substantial change in the electronic band structure approaching the Lifshitz transition and/or (ii) substantial interband impurity scattering. Note that this evolution is very different from the isovalently substituted BaFe<sub>2</sub>(As,P)<sub>2</sub> (30) in which line nodes are found at all  $x$  values and the band structure is unchanged. In our case, at a large  $x$ , the exponential temperature dependence in pristine samples changes to  $\sim T^2$  at around  $x = 0.60$  and tends toward  $\sim T$  at  $x \geq 0.80$ , indicative of gaps with line nodes. Unlike the optimally doped region, the electron irradiation is much more effective in decreasing  $T_c$ , that is, 41% upon 3.4 C/cm<sup>2</sup> ( $x = 0.81$ ) and 56% upon 1.2 C/cm<sup>2</sup> ( $x = 1.00$ ). Nevertheless, the exponent  $n$  never exceeds 2.

### $s_{\pm}$ superconductivity in the overdoped region

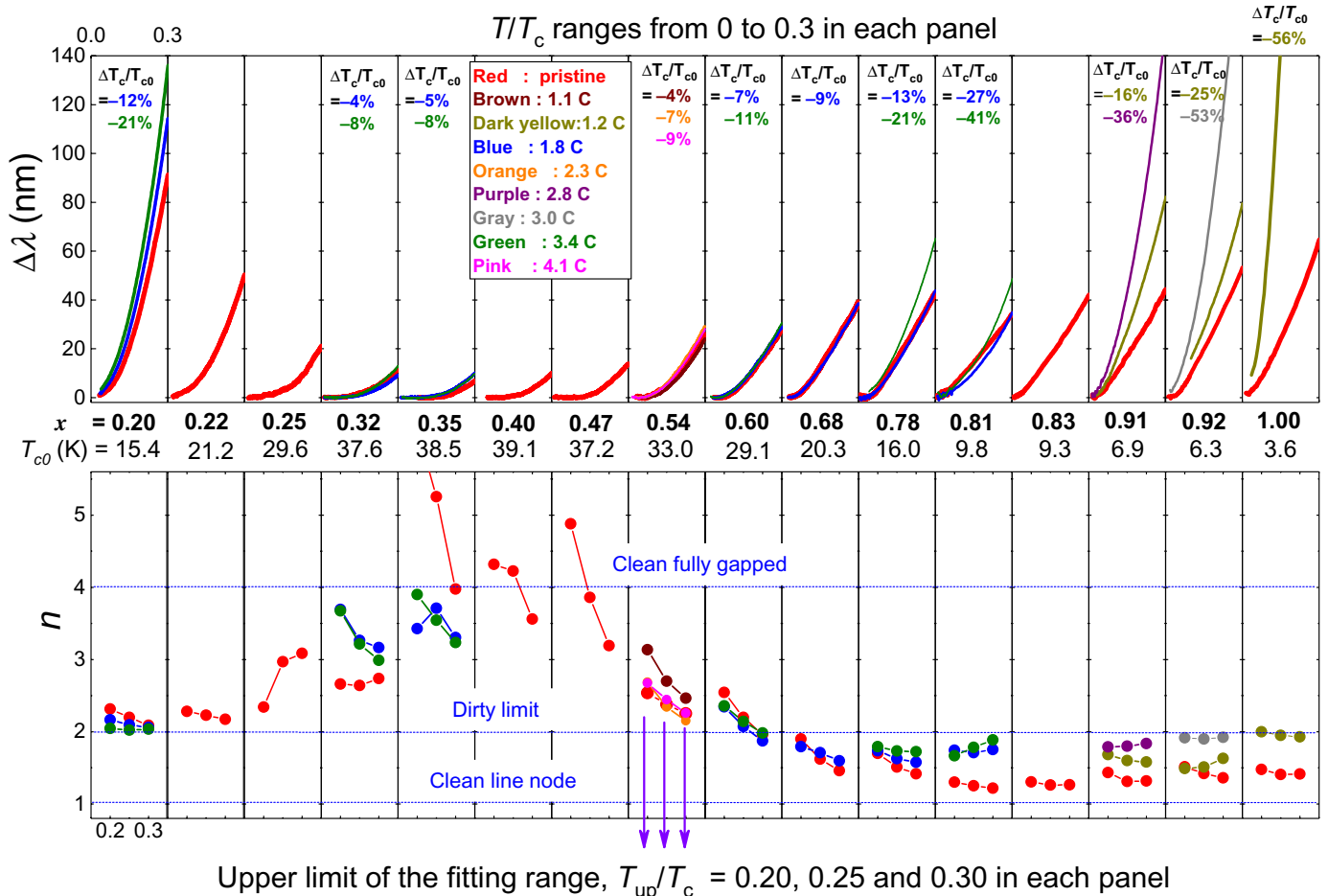
In previous studies of London penetration depth and thermal conductivity in overdoped samples, nodal behavior was identified above  $x = 0.8$  and attributed to a crossover from a fully isotropic  $s$ -wave state with sign change between electron and hole pockets to a new type of  $s_{\pm}$  pairing with sign change between the hole pockets (15), which also acquired accidental nodes. Thermal conductivity measurements of the end member, at  $x = 1$ , indicate line nodes and were interpreted in terms of  $d$ -wave pairing (13, 40), which was also claimed theoretically (24). Here, we add an additional restriction on possible interpretations by looking simultaneously at the variation of  $T_c$  and temperature-dependent London penetration depth with controlled point-like disorder. As we mentioned above, the suppression of  $T_c$  with irradiation at optimal doping rules out a global  $s_{++}$  state. Now, the challenge is to begin with a “conventional”

(nodeless)  $s_{\pm}$  state and determine whether a reasonable model of superconducting gap and its evolution with composition can be constructed to describe all experimental results. We find that a generalized sign-changing  $s_{\pm}$  state with accidental nodes can be used to describe the entire phase diagram, including a crossover from nodeless to nodal gap. The novel assertion of our approach is that with electron pockets absent above Lifshitz transition,  $x > 0.8$ , the  $s_{\pm}$  pairing shifts to hole pockets, naturally resulting in a nodal state.

We use the self-consistent  $t$ -matrix formalism and sign-changing  $s_{\pm}$  state to describe both the London penetration depth and the  $T_c$  suppression rate for different levels of disorder. To keep the analysis tractable and to fit the experimental data, we minimize our parameter set by working in the 2Fe-BZ and modeling the gap structure as shown schematically in Fig. 1. Specifically, before the Lifshitz transitions, two electron pockets at the  $M$  point and two hole pockets at the  $\Gamma$  point are each modeled as a single  $C_4$  symmetric pocket with gap,  $\Delta_e(\phi) = \Delta_e^{\text{iso}} + \Delta_e^{\text{ani}} \cos 4\phi$  and  $\Delta_{h_1}(\phi) = \Delta_{h_1}^{\text{iso}} + \Delta_{h_1}^{\text{ani}} \cos 4\phi$ , respectively. Here, angle  $\phi$  is measured from the zone diagonal. After the Lifshitz transition, the electron pockets disappear, and the two model bands now correspond to two hole pockets. Each hole pocket gap is now modeled inde-

pendently, with its own isotropic and anisotropic components,  $\Delta_{h_2} = \Delta_{h_2}^{\text{iso}} + \Delta_{h_2}^{\text{ani}} \cos 4\phi$ . We realize that the actual band structure is more complex, and its evolution across the Lifshitz transition involves several bands changing across the Brillouin zone. However, we find that a model with two effective gaps each having isotropic and anisotropic parts is sufficient to explain the observed results.

First, we fit the data for the pristine samples and then include impurity scattering within self-consistent  $t$ -matrix formalism (41–44). We model the defects induced by electron irradiation as point-like scatterers, which scatter between the bands with a certain (interband) amplitude and within the same band with another (inband) amplitude. The presence of interband impurity scattering and the relative sign change between these two bands are necessary to explain the  $T_c$  suppression and penetration depth in the irradiated samples (see the Supplementary Materials for details of the fitting procedure). The obtained gap amplitudes are shown in Fig. 6 as a function of composition,  $x$ . It is important that the average gap  $h_1$  on one of the hole bands changes its sign with increasing  $x$ . This is essential to fit the  $T_c$  suppression and penetration depth on equal footing in a self-consistent manner (see fig. S4b). Without a relative sign change between the hole pockets, even



**Fig. 4. (Color online) Evolution of temperature dependence of London penetration depth ( $\Delta\lambda$ ).** Upper panels:  $\Delta(T/T_c)$  for 16 different compositions before and after electron irradiation. Each individual panel shows a low-temperature region of  $T/T_c < 0.3$  (full-range curves are shown in fig. S1). Lower panels: Exponent  $n$  obtained from the power-law fitting,  $\Delta\lambda = A(T/T_c)^n$ . For each curve, three different upper-limit temperatures were used,  $T_{\text{up}}/T_c = 0.20, 0.25$ , and  $0.30$ , whereas the lower limit was fixed by the lowest temperature.

a strong interband impurity scattering will average the gap anisotropy, leading to a weak suppression of  $T_c$  and activated behavior in the temperature dependence of the low-temperature penetration depth, which is not in agreement with the data. The obtained evolution of gaps suggests a new paradigm where an  $s_{\pm}$  superconducting state with relative sign change between the hole and electron pockets at moderate doping levels evolves into an  $s_{\pm}$  state with the sign change between the hole bands with accidental line nodes. This evolution of the gap structure is shown schematically in Fig. 1 and is the central result of this paper.

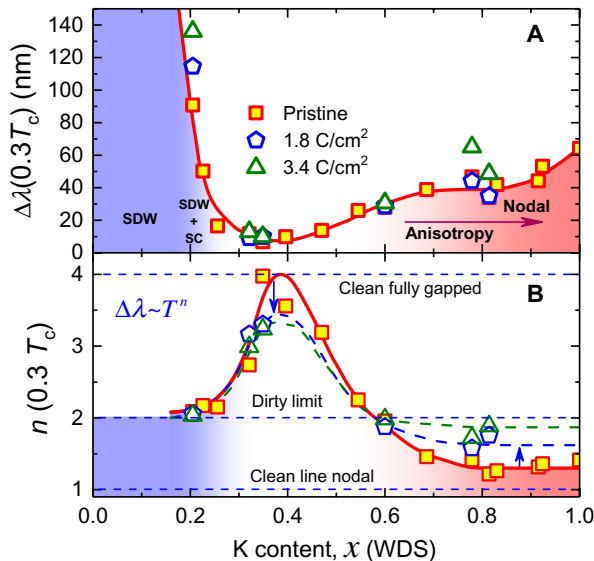
We note that if one concentrates exclusively on Fermi surface-integrated quantities, such as thermal conductivity or penetration depth, distinguishing  $d$ -wave states from anisotropic, deeply nodal  $s$  states can be very difficult. As shown in Fig. 7, both  $d$ -wave and anisotropic  $s_{\pm}$  states give reasonable fits to the pristine penetration depth data for  $x = 1.0$ . Furthermore, distinguishing on the basis of disorder is difficult because here we do not have a well-established link between the pair-breaking rate and irradiation dosage; thus, it is possible to find parameters for either “dirty  $d$  wave” or “dirty nodal  $s$  wave” cases that fit both the  $\Delta\lambda$  and  $\Delta T_c$  data for the single  $x = 1$  sample. However, on the basis of the fits to the heavily K-doped alloys near  $x = 0.9$  in Fig. 7, we see that there is substantial additional curvature at low temperatures that is incompatible with the  $\cos 2\phi$   $d$  wave. It is conceivable that a strong anti-phase  $\cos 6\phi$  component in a  $d$ -wave state could fit the penetration depth data. However, there is no theory in support of such a state, and we therefore conclude that the superconducting condensate in this system has  $s$ -wave symmetry throughout the phase diagram and simply evolves in an anisotropic manner as roughly depicted in Fig. 1. In Fig. 7, we show a comparison between the state with accidental nodes and a  $d$ -wave state for  $x = 0.91$  and  $x = 0.92$ . For  $x = 0.91$  and  $x = 0.92$ , we see the incompatibility of a  $d$ -wave gap with experimental data. However,

for  $x = 1.0$ , both  $d$ -wave and  $s_{\pm}$  states with accidental nodes can fit the data. Thus, we cannot rule out a crossover between  $s$ -wave and  $d$ -wave symmetries between  $x = 0.92$  and  $x = 1.0$ . However, ARPES measurements provide a strong argument against this scenario (11).

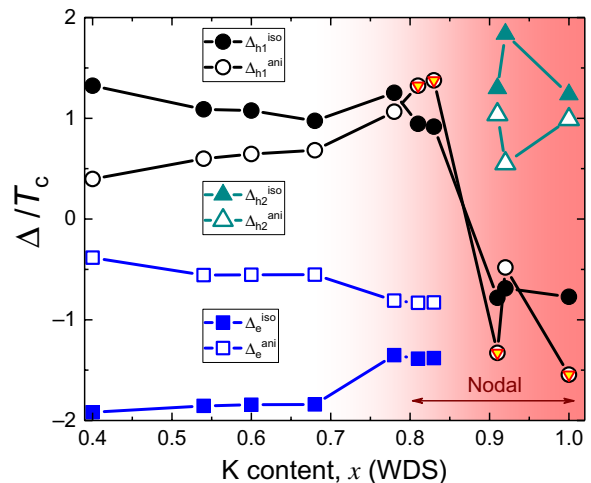
An additional argument favoring  $s_{\pm}$  pairing with accidental nodes over the  $d$  wave is the nonmonotonicity of  $\Delta\lambda(0.3T_c, x)$  near  $x \sim 0.8$  (see Fig. 5). Because of an overall decrease in  $T_c$  in the overdoped region, the normal fluid density in an isotropic  $s$ -wave or  $d$ -wave state is expected to monotonically increase. On the other hand, this nonmonotonicity occurs naturally during a smooth onset of accidental nodes—where a fully gapped  $\Delta(\phi)$  near the expected nodal region transits to a linear-in- $\phi$  dependence through an intermediate quadratic,  $\Delta(\phi) \sim \phi^2$ , dependence. Accidental nodes not only are more probable for  $s$ -wave pairing as opposed to  $d$ -wave pairing but also are expected to appear around the Lifshitz transition (35). Of course, nonmonotonicity of  $\Delta\lambda(0.3T_c, x)$  does not uniquely imply accidental nodes, but accidental nodes naturally lead to the observed nonmonotonic behavior. This scenario can also explain variations observed at the lowest temperatures for close compositions, such as  $x = 0.91$  and  $0.92$  (see Fig. 7).

We emphasize that our analysis of the rate of  $T_c$  suppression by non-magnetic scattering supports accidental nodes in an  $s_{\pm}$  state rather than in an  $s_{++}$  state. Although a small gap could be present in the  $x = 0.92$  sample, at  $x = 1$ , our data and fitting appear to rule this out. However, within our experimental temperature range, down to 50 mK, it is impossible from the penetration depth alone to definitively rule out gaps on the order of 0.1 meV or smaller, such as those suggested by the analysis of the specific heat experiments (17, 18).

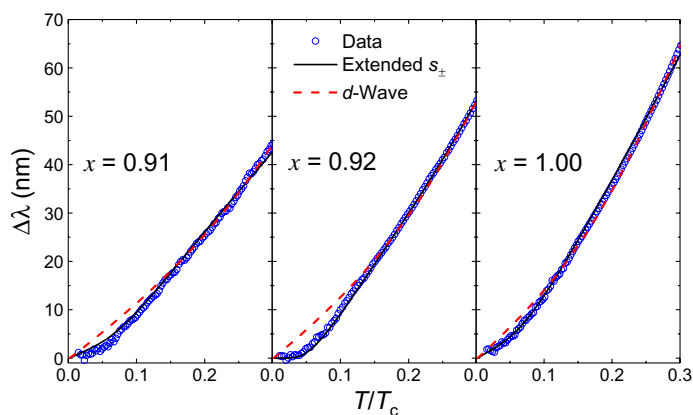
Nevertheless, our systematic measurements and analysis of many different compositions add to the growing experimental support for the  $s$ -wave origin of the pairing interaction near  $x \sim 1$  (and therefore over the whole phase diagram). This, in turn, indicates that any



**Fig. 5. (Color online) Absolute change of  $\Delta\lambda$  from 0 to  $0.3T_c$  for all compositions. (A)** The change in the London penetration depth,  $\Delta\lambda(0.3T_c)$ , versus  $x$  for pristine and postirradiated samples. **(B)** Composition dependence of the power-law exponent  $n$  for pristine and irradiated samples. As the irradiation dose increases, the exponent approaches, but never exceeds the value of  $n = 2$ .



**Fig. 6. (Color online) Evolution of the superconducting gaps in BaK122 with composition,  $x$ , obtained from self-consistent  $t$ -matrix fitting (see fig. S3) as described in the text.** Assumed angular variations of the gaps is shown schematically in Fig. 1. As long as the isotropic part is greater than the anisotropic one, the state is nodeless (that is, for  $x < 0.8$ ). In the opposite limit, the nodes appear. This is shown by inscribed triangles in the figure for  $h_1$  contribution. Consequently, the  $s_{\pm}$  pairing switches from hole-electron pockets below the Lifshitz transition to hole-hole above.



**Fig. 7. (Color online) The change in penetration depth for the  $x > 0.9$  samples fitted with symmetry-imposed  $d$ -wave and  $s_{\pm}$  states.** For  $d$ -wave fit, both the hole bands are assumed to have gaps of the  $\Delta_{h_1/h_2} \cos 2\phi$  form. The gap magnitudes ( $\Delta_{01}$ ,  $\Delta_{02}$ ) for dopings  $x = 0.91$ ,  $0.92$ , and  $1.00$  are  $(1.5, 1.8)$ ,  $(1.6, 1.2)$ , and  $(1.0, 1.2)$ , respectively, in units of  $T_c$ .

competing  $d$ -wave channel, as predicted by many theoretical approaches, is competitive but subleading all the way up to  $x = 1$ . The extent of this competition can be addressed by probing collective modes in the nonpairing channel using other experimental techniques (for example, Raman scattering). We note that some studies of the  $x = 1$  composition under pressure also propose a change of pairing symmetry from  $d$  to  $s$  (45). Our work poses severe difficulties for such an interpretation.

## CONCLUSIONS

In conclusion, we used deliberately introduced point-like disorder as a phase-sensitive tool to study the compositional evolution of the superconducting gap structure in BaK122. Measurements of both the low-temperature variation of London penetration depth and  $T_c$  suppression provided stringent constraints on the possible gap structures. By using a generalized  $s_{\pm}$  model and  $t$ -matrix calculations, we were able to describe the compositional evolution of the superconducting gap, including a crossover from nodeless to nodal concomitant with the Lifshitz transition. Our model provides a natural interpretation of the rich physics of this system and shows that  $s_{\pm}$  pairing is a very robust state of iron pnictides.

## MATERIALS AND METHODS

### Crystal growth

We developed an inverted temperature gradient method to grow large and high-quality single crystals of BaK122. The starting materials—Ba and K lumps, and Fe and As powders—were weighed and loaded into an alumina crucible in a glove box. The alumina crucible was sealed in a tantalum tube by arc welding. The tantalum tube was then sealed in a quartz ampoule to prevent the tantalum tube from oxidizing in the furnace. The crystallization processes from the top of a liquid melt help to expel impurity phases during the crystal growth, compared to the growth inside the flux. Details of the growth and detailed characterization for the entire dome can be found elsewhere (46, 47).

### Sample characterization and selection

Sixteen different compositions ranging from  $x = 0.20$  to  $1.00$  were identified using WDS. More than one sample of each composition was studied. The crystals had typical dimensions of  $0.5 \text{ mm} \times 0.5 \text{ mm} \times 0.03 \text{ mm}$ .

All samples were prescreened using a dipper version of the tunnel diode resonator (TDR) technique (48), using the sharpness of the superconducting transition as a measure of quality in each particular piece. After this prescreening, the chemical composition of each individual sample was determined using WDS in a JEOL JXA-8200 electron microprobe. In each sample, the composition was measured for 12 points per surface area and averaged (46).

The variation of in-plane London penetration depth  $\Delta\lambda(T)$  was measured down to 50 mK using a self-oscillating TDR (49–51). To study the effect of disorder,  $\Delta\lambda(T)$  for each crystal was measured before and after the irradiation.

### Electron irradiation

Irradiation by 2.5-MeV electrons was performed at the SIRIUS Pelletron in Laboratoire des Solides Irradiés at École Polytechnique (Palaiseau, France). The electrons created Frenkel pairs that acted as point-like atomic defects. Throughout the paper, the total acquired irradiation dose was conveniently measured in coulombs per square centimeter, where  $1 \text{ C/cm}^2 = 6.24 \times 10^{18} \text{ electrons/cm}^2$ . With a calculated head-on collision displacement energy for Fe ions of 22 eV and a cross section to create Frenkel pairs at 2.5 MeV of 115 barn (b), a dose of  $1 \text{ C/cm}^2$  resulted in about 0.07% of the defects per iron site. Similar numbers were obtained for other sites—cross sections for Ba and As are 105 and 35 b, respectively. It is known that the interstitials migrate to various sinks (surface, dislocations, etc) and vacancies remain in the lattice. The electron irradiation was conducted in liquid hydrogen at 22 K, and recombination of the vacancy-interstitial pairs upon warming up to room temperature was 20 to 30%, as measured directly from the decrease of residual resistivity (27). After initial annealing, the defects remained stable, which was established from remeasurements performed several months (up to more than a year) apart. In addition, by measuring the Hall coefficient, it was determined that electron irradiation did not change the effective doping level; neither did it induce a measurable magnetic signal, which would be detected in our sensitive TDR measurements.

## SUPPLEMENTARY MATERIALS

Supplementary material for this article is available at <http://advances.sciencemag.org/cgi/content/full/2/9/e1600807/DC1>

London penetration depth

$T$ -matrix fitting procedure

fig. S1. (Color online) Full transition curves of  $\Delta\lambda(T)$  for the studied samples.

fig. S2. (Color online) Resistivity estimated from the skin depth (TDR).

fig. S3. (Color online)  $t$ -Matrix fitting of the London penetration depth for compositions spanning the superconductivity dome.

fig. S4. (Color online) Variation of superconducting critical temperature upon irradiation for different compositions.

fig. S5. (Color online) Comparison of  $T_c$  suppression as a function of increasing disorder for various possible scenarios for heavily overdoped systems.

## REFERENCES AND NOTES

1. A. Chubukov, Pairing mechanism in Fe-based superconductors. *Annu. Rev. Condens. Matter Phys.* **3**, 57–92 (2012).
2. A. Chubukov, P. J. Hirschfeld, Iron-based superconductors, seven years later. *Phys. Today* **68**, 46–52 (2015).

3. Z. Guguchia, R. Khasanov, Z. Bukowski, F. von Rohr, M. Medarde, P. K. Biswas, H. Luetkens, A. Amato, E. Morenzoni, Probing the pairing symmetry in the over-doped Fe-based superconductor  $\text{Ba}_{0.35}\text{Rb}_{0.65}\text{Fe}_2\text{As}_2$  as a function of hydrostatic pressure. *Phys. Rev. B* **93**, 094513 (2016).
4. P. J. Hirschfeld, Using gap symmetry and structure to reveal the pairing mechanism in Fe-based superconductors. *C. R. Phys.* **17**, 197–231 (2016).
5. S. Maiti, M. M. Korshunov, T. A. Maier, P. J. Hirschfeld, A. V. Chubukov, Evolution of symmetry and structure of the gap in iron-based superconductors with doping and interactions. *Phys. Rev. B* **84**, 224505 (2011).
6. X. G. Luo, M. A. Tanatar, J.-P. Reid, H. Shakeripour, N. Doiron-Leyraud, N. Ni, S. L. Bud'ko, P. C. Canfield, H. Luo, Z. Wang, H.-H. Wen, R. Prozorov, L. Taillefer, Quasiparticle heat transport in single-crystalline  $(\text{Ba}_{1-x}\text{K}_x)\text{Fe}_2\text{As}_2$ : Evidence for a  $k$ -dependent superconducting gap without nodes. *Phys. Rev. B* **80**, 140503(R) (2009).
7. K. Cho, M. Kończykowski, J. Murphy, H. Kim, M. A. Tanatar, W. E. Straszheim, B. Shen, H. H. Wen, R. Prozorov, Effects of electron irradiation on resistivity and London penetration depth  $\text{Ba}_{1-x}\text{K}_x\text{Fe}_2\text{As}_2$  ( $x = 0.34$ ) iron-pnictide superconductor. *Phys. Rev. B* **90**, 104514 (2014).
8. D. V. Evtushinsky, D. S. Inosov, V. B. Zabolotnyy, M. S. Viazovska, R. Khasanov, A. Amato, H.-H. Klauss, H. Luetkens, C. Niedermayer, G. L. Sun, V. Hinkov, C. T. Lin, A. Varykhalov, A. Koitzsch, M. Knupfer, B. Büchner, A. A. Kordyuk, S. V. Borisenko, Momentum-resolved superconducting gap in the bulk of  $\text{Ba}_{1-x}\text{K}_x\text{Fe}_2\text{As}_2$  from combined ARPES and  $\mu\text{SR}$  measurements. *New J. Phys.* **11**, 055069 (2009).
9. H. Ding, P. Richard, K. Nakayama, K. Sugawara, T. Arakane, Y. Sekiba, A. Takayama, S. Souma, T. Sato, T. Takahashi, Z. Wang, X. Dai, Z. Fang, G. F. Chen, J. L. Luo, N. L. Wang, Observation of Fermi-surface-dependent nodeless superconducting gaps in  $\text{Ba}_{0.6}\text{K}_{0.4}\text{Fe}_2\text{As}_2$ . *Europhys. Lett.* **83**, 47001 (2008).
10. K. Nakayama, T. Sato, P. Richard, Y.-M. Xu, T. Kawahara, K. Umezawa, T. Qian, M. Neupane, G. F. Chen, H. Ding, T. Takahashi, Universality of superconducting gaps in overdoped  $\text{Ba}_{0.3}\text{K}_{0.7}\text{Fe}_2\text{As}_2$  observed by angle-resolved photoemission spectroscopy. *Phys. Rev. B* **83**, 020501(R) (2011).
11. Y. Ota, K. Okazaki, Y. Kotani, T. Shimojima, W. Malaeb, S. Watanabe, C.-T. Chen, K. Kihou, C. H. Lee, A. Iyo, H. Eisaki, T. Saito, H. Fukazawa, Y. Kohori, S. Shin, Evidence for excluding the possibility of  $d$ -wave superconducting-gap symmetry in Ba-doped  $\text{KFe}_2\text{As}_2$ . *Phys. Rev. B* **89**, 081103(R) (2014).
12. T. Shimojima, K. Okazaki, S. Shin, Low-temperature and high-energy-resolution laser photoemission spectroscopy. *J. Phys. Soc. Jpn.* **84**, 072001 (2015).
13. J.-P. Reid, M. A. Tanatar, A. Juneau-Fecteau, R. T. Gordon, S. René de Cotret, N. Doiron-Leyraud, T. Saito, H. Fukazawa, Y. Kohori, K. Kihou, C. H. Lee, A. Iyo, H. Eisaki, R. Prozorov, L. Taillefer, Universal heat conduction in the iron arsenide superconductor  $\text{KFe}_2\text{As}_2$ : Evidence of a  $d$ -wave state. *Phys. Rev. Lett.* **109**, 087001 (2012).
14. X.-C. Hong, A.-F. Wang, Z. Zhang, J. Pan, L.-P. He, X.-G. Luo, X.-H. Chen, S.-Y. Li, Doping evolution of the superconducting gap structure in heavily hole-doped  $\text{Ba}_{1-x}\text{K}_x\text{Fe}_2\text{As}_2$ : A heat transport study. *Chin. Phys. Lett.* **32**, 127403 (2015).
15. D. Watanabe, T. Yamashita, Y. Kawamoto, S. Kurata, Y. Mizukami, T. Ohta, S. Kasahara, M. Yamashita, T. Saito, H. Fukazawa, Y. Kohori, S. Ishida, K. Kihou, C. H. Lee, A. Iyo, H. Eisaki, A. B. Vorontsov, T. Shibauchi, Y. Matsuda, Doping evolution of the quasiparticle excitations in heavily hole-doped  $\text{Ba}_{1-x}\text{K}_x\text{Fe}_2\text{As}_2$ : A possible superconducting gap with sign-reversal between hole pockets. *Phys. Rev. B* **89**, 115112 (2014).
16. K. Hashimoto, A. Serafin, S. Tonegawa, R. Katsumata, R. Okazaki, T. Saito, H. Fukazawa, Y. Kohori, K. Kihou, C. H. Lee, A. Iyo, H. Eisaki, H. Ikeda, Y. Matsuda, A. Carrington, T. Shibauchi, Evidence for superconducting gap nodes in the zone-centered hole bands of  $\text{KFe}_2\text{As}_2$  from magnetic penetration-depth measurements. *Phys. Rev. B* **82**, 014526 (2010).
17. F. Hardy, R. Eder, M. Jackson, D. Aoki, C. Paulsen, T. Wolf, P. Burger, A. Böhrmer, P. Schweiss, P. Adelman, R. A. Fisher, C. Meingast, Multiband superconductivity in  $\text{KFe}_2\text{As}_2$ : Evidence for one isotropic and several lilliputian energy gaps. *J. Phys. Soc. Jpn.* **83**, 014711 (2014).
18. F. Hardy, A. E. Böhrmer, L. de'Medici, M. Capone, G. Giovannetti, R. Eder, L. Wang, M. He, T. Wolf, P. Schweiss, R. Heid, A. Herbig, P. Adelman, R. A. Fisher, C. Meingast, Strong correlations, strong coupling and  $s$ -wave superconductivity in hole-doped  $\text{BaFe}_2\text{As}_2$  single crystals. arXiv:1605.05485 (2016).
19. H. Kawano-Furukawa, C. J. Bowell, J. S. White, R. W. Heslop, A. S. Cameron, E. M. Forgan, K. Kihou, C. H. Lee, A. Iyo, H. Eisaki, T. Saito, H. Fukazawa, Y. Kohori, R. Cubitt, C. D. Dewhurst, J. L. Gavilano, M. Zolliker, Gap in  $\text{KFe}_2\text{As}_2$  studied by small-angle neutron scattering observations of the magnetic vortex lattice. *Phys. Rev. B* **84**, 024507 (2011).
20. C. Liu, T. Kondo, R. M. Fernandes, A. D. Palczewski, E. Deok Mun, N. Ni, A. N. Thaler, A. Bostwick, E. Rotenberg, J. Schmalian, S. L. Bud'ko, P. C. Canfield, A. Kaminski, Evidence for a Lifshitz transition in electron-doped iron arsenic superconductors at the onset of superconductivity. *Nat. Phys.* **6**, 419–423 (2010).
21. N. Xu, P. Richard, X. Shi, A. van Roekeghem, T. Qian, E. Razzoli, E. Rienks, G.-F. Chen, E. Ieki, K. Nakayama, T. Sato, T. Takahashi, M. Shi, H. Ding, Possible nodal superconducting gap and Lifshitz transition in heavily hole-doped  $\text{Ba}_{0.1}\text{K}_{0.9}\text{Fe}_2\text{As}_2$ . *Phys. Rev. B* **88**, 220508(R) (2013).
22. P. Richard, T. Qian, H. Ding, ARPES measurements of the superconducting gap of Fe-based superconductors and their implications to the pairing mechanism. *J. Phys. Condens. Matter* **27**, 293203 (2015).
23. S. Maiti, M. Sgrist, A. Chubukov, Spontaneous currents in a superconductor with  $s + is$  symmetry. *Phys. Rev. B* **91**, 161102(R) (2015).
24. R. Thomale, C. Platt, W. Hanke, J. Hu, B. A. Bernevig, Exotic  $d$ -wave superconducting state of strongly hole-doped  $\text{K}_x\text{Ba}_{1-x}\text{Fe}_2\text{As}_2$ . *Phys. Rev. Lett.* **107**, 117001 (2011).
25. C. Platt, R. Thomale, C. Honerkamp, S.-C. Zhang, W. Hanke, Mechanism for a pairing state with time-reversal symmetry breaking in iron-based superconductors. *Phys. Rev. B* **85**, 180502 (2012).
26. R. M. Fernandes, A. J. Millis, Nematicity as a probe of superconducting pairing in iron-based superconductors. *Phys. Rev. Lett.* **111**, 127001 (2013).
27. R. Prozorov, M. Kończykowski, M. A. Tanatar, A. N. Thaler, S. L. Bud'ko, P. C. Canfield, V. Mishra, P. J. Hirschfeld, Effect of electron irradiation on superconductivity in single crystals of  $\text{Ba}(\text{Fe}_{1-x}\text{Ru}_x)_2\text{As}_2$  ( $x = 0.24$ ). *Phys. Rev. X* **4**, 041032 (2014).
28. D. V. Efremov, M. M. Korshunov, O. V. Dolgov, A. A. Golubov, P. J. Hirschfeld, Disorder-induced transition between  $s_{\pm}$  and  $s_{++}$  states in two-band superconductors. *Phys. Rev. B* **84**, 180512(R) (2011).
29. Y. Wang, A. Kreisel, P. J. Hirschfeld, V. Mishra, Using controlled disorder to distinguish  $s_{\pm}$  and  $s_{++}$  gap structure in Fe-based superconductors. *Phys. Rev. B* **87**, 094504 (2013).
30. Y. Mizukami, M. Kończykowski, Y. Kawamoto, S. Kurata, S. Kasahara, K. Hashimoto, V. Mishra, A. Kreisel, Y. Wang, P. J. Hirschfeld, Y. Matsuda, T. Shibauchi, Disorder-induced topological change of the superconducting gap structure in iron pnictides. *Nat. Commun.* **5**, 5657 (2014).
31. C. P. Strehlow, M. Kończykowski, J. A. Murphy, S. Teknowijoyo, K. Cho, M. A. Tanatar, T. Kobayashi, S. Miyasaka, S. Tajima, R. Prozorov, Comparative study of the effects of electron irradiation and natural disorder in single crystals of  $\text{SrFe}_2(\text{As}_{1-x}\text{P}_x)_2$  superconductor ( $x = 0.35$ ). *Phys. Rev. B* **90**, 020508(R) (2014).
32. X. Chen, S. Maiti, A. Linscheid, P. J. Hirschfeld, Electron pairing in the presence of incipient bands in iron-based superconductors. *Phys. Rev. B* **92**, 224514 (2015).
33. A. Linscheid, S. Maiti, Y. Wang, S. Johnston, P. J. Hirschfeld, High  $T_c$  via spin fluctuations from incipient bands: Application to monolayers and intercalates of  $\text{FeSe}$ . arXiv:1603.03739 (2016).
34. K. Okazaki, Y. Ota, Y. Kotani, W. Malaeb, Y. Ishida, T. Shimojima, T. Kiss, S. Watanabe, C.-T. Chen, K. Kihou, C. H. Lee, A. Iyo, H. Eisaki, T. Saito, H. Fukazawa, Y. Kohori, K. Hashimoto, T. Shibauchi, Y. Matsuda, H. Ikeda, H. Miyahara, R. Arita, A. Chainani, S. Shin, Octet-line node structure of superconducting order parameter in  $\text{KFe}_2\text{As}_2$ . *Science* **337**, 1314–1317 (2012).
35. S. Maiti, M. M. Korshunov, A. V. Chubukov, Gap symmetry in  $\text{KFe}_2\text{As}_2$  and the  $\cos 4\theta$  gap component in  $\text{LiFeAs}$ . *Phys. Rev. B* **85**, 014511 (2012).
36. H. Kim, M. A. Tanatar, W. E. Straszheim, K. Cho, J. Murphy, N. Spyrisson, J.-P. Reid, Bing Shen, Hai-Hu Wen, R. M. Fernandes, R. Prozorov, Competition between superconductivity and magnetic/nematic order as a source of anisotropic superconducting gap in underdoped  $\text{Ba}_{1-x}\text{K}_x\text{Fe}_2\text{As}_2$ . *Phys. Rev. B* **90**, 014517 (2014).
37. D. Parker, M. G. Vavilov, A. V. Chubukov, I. I. Mazin, Coexistence of superconductivity and a spin-density wave in pnictide superconductors: Gap symmetry and nodal lines. *Phys. Rev. B* **80**, 100508(R) (2009).
38. V. Mishra, Effect of disorder on superconductivity in the presence of spin-density wave order. *Phys. Rev. B* **91**, 104501 (2015).
39. V. Mishra, G. Boyd, S. Graser, T. Maier, P. J. Hirschfeld, D. J. Scalapino, Lifting of nodes by disorder in extended- $s$ -state superconductors: Application to ferropnictides. *Phys. Rev. B* **79**, 094512 (2009).
40. J.-P. Reid, A. Juneau-Fecteau, R. T. Gordon, S. René de Cotret, N. Doiron-Leyraud, X. G. Luo, H. Shakeripour, J. Chang, M. A. Tanatar, H. Kim, R. Prozorov, T. Saito, H. Fukazawa, Y. Kohori, K. Kihou, C. H. Lee, A. Iyo, H. Eisaki, B. Shen, H.-H. Wen, L. Taillefer, From  $d$ -wave to  $s$ -wave pairing in the iron-pnictide superconductor  $(\text{Ba,K})\text{Fe}_2\text{As}_2$ . *Supercond. Sci. Technol.* **25**, 084013 (2012).
41. P. J. Hirschfeld, N. Goldenfeld, Effect of strong scattering on the low-temperature penetration depth of a  $d$ -wave superconductor. *Phys. Rev. B* **48**, 4219(R) (1993).
42. P. J. Hirschfeld, P. Wölfle, D. Einzel, Consequences of resonant impurity scattering in anisotropic superconductors: Thermal and spin relaxation properties. *Phys. Rev. B* **37**, 83–97 (1988).
43. V. Mishra, S. Graser, P. J. Hirschfeld, Transport properties of three-dimensional extended  $s$ -wave states in Fe-based superconductors. *Phys. Rev. B* **84**, 014524 (2011).
44. V. Mishra, A. Vorontsov, P. J. Hirschfeld, I. Vekhter, Theory of thermal conductivity in extended- $s$  state superconductors: Application to ferropnictides. *Phys. Rev. B* **80**, 224525 (2009).
45. F. F. Tafti, A. Ouellet, A. Juneau-Fecteau, S. Faucher, M. Lapointe-Major, N. Doiron-Leyraud, A. F. Wang, X.-G. Luo, X. H. Chen, L. Taillefer, Universal V-shaped temperature-pressure phase diagram in the iron-based superconductors  $\text{KFe}_2\text{As}_2$ ,  $\text{RbFe}_2\text{As}_2$ , and  $\text{CsFe}_2\text{As}_2$ . *Phys. Rev. B* **91**, 054511 (2015).



46. Y. Liu, M. A. Tanatar, W. E. Straszheim, B. Jensen, K. W. Dennis, R. W. McCallum, V. G. Kogan, R. Prozorov, T. A. Lograsso, Comprehensive scenario for single-crystal growth and doping dependence of resistivity and anisotropic upper critical fields in  $(\text{Ba}_{1-x}\text{K}_x)\text{Fe}_2\text{As}_2$  ( $0.22 < x < 1$ ). *Phys. Rev. B* **89**, 134504 (2014).
47. Y. Liu, M. A. Tanatar, V. G. Kogan, H. Kim, T. A. Lograsso, R. Prozorov, Upper critical field of high-quality single crystals of  $\text{KFe}_2\text{As}_2$ . *Phys. Rev. B* **87**, 134513 (2013).
48. N. Spyrison, M. A. Tanatar, Kyuil Cho, Y. Song, P. Dai, C. Zhang, R. Prozorov, Environmental stability and anisotropic resistivity of Co-doped  $\text{Na}_{1-x}\text{Fe}_{1-x}\text{Co}_x\text{As}$ . *Phys. Rev. B* **86**, 144528 (2012).
49. R. Prozorov, R. W. Giannetta, A. Carrington, F. M. Araujo-Moreira, Meissner-London state in superconductors of rectangular cross section in a perpendicular magnetic field. *Phys. Rev. B* **62**, 115–118 (2000).
50. R. Prozorov, R. W. Giannetta, Magnetic penetration depth in unconventional superconductors. *Supercond. Sci. Technol.* **19**, R41 (2006).
51. R. Prozorov, V. G. Kogan, London penetration depth in iron-based superconductors. *Rep. Prog. Phys.* **74**, 124505 (2011).

**Acknowledgments:** We thank A. Chubukov, R. Fernandes, Y. Matsuda, I. Mazin, T. Shibauchi, and L. Taillefer for useful discussions. **Funding:** This work was supported by the U.S. Department of Energy (DOE), Office of Science, Basic Energy Sciences, Materials Science and Engineering Division. Ames Laboratory is operated for the U.S. DOE by Iowa State University under contract DE-AC02-07CH11358. We thank the SIRIUS team, O. Cavani, B. Boizot, V. Metayer, and J. Losco, for running electron irradiation at École Polytechnique (supported by the EMIR (Réseau national d'accélérateurs pour les Etudes des Matériaux sous Irradiation) network, proposal 11-11-

0121]. V.M. acknowledges the support from the Laboratory Directed Research and Development Program of Oak Ridge National Laboratory, managed by UT-Battelle, LLC, for the U.S. DOE. P.J.H. and S.M. were partially supported by NSF-DMR-1005625. **Author contributions:** K.C. and S.T. conducted London penetration depth measurements. K.C. processed and analyzed raw data. M.K. led electron irradiation work. M.K., R.P. and K.C. performed electron irradiation. M.A.T. handled all sample preparation and transport measurements. Y.L. and T.A.L. grew single crystals. W.E.S. performed WDS measurements. V.M., S.M., and P.J.H. led theoretical work. V.M. performed  $t$ -matrix fitting and data analysis. R.P. devised and coordinated the project. All authors extensively discussed the results, the models, and the interpretations. All authors contributed to the writing of the manuscript. **Competing interests:** The authors declare that they have no competing interests. **Data and materials availability:** All data needed to evaluate the conclusions in the paper are present in the paper and/or the Supplementary Materials. Additional data related to this paper may be requested from the authors.

Submitted 16 April 2016

Accepted 22 August 2016

Published 30 September 2016

10.1126/sciadv.1600807

**Citation:** K. Cho, M. Kończykowski, S. Teknowijoyo, M. A. Tanatar, Y. Liu, T. A. Lograsso, W. E. Straszheim, V. Mishra, S. Maiti, P. J. Hirschfeld, R. Prozorov, Energy gap evolution across the superconductivity dome in single crystals of  $(\text{Ba}_{1-x}\text{K}_x)\text{Fe}_2\text{As}_2$ . *Sci. Adv.* **2**, e1600807 (2016).

This article is published under a Creative Commons license. The specific license under which this article is published is noted on the first page.

For articles published under [CC BY](#) licenses, you may freely distribute, adapt, or reuse the article, including for commercial purposes, provided you give proper attribution.

For articles published under [CC BY-NC](#) licenses, you may distribute, adapt, or reuse the article for non-commercial purposes. Commercial use requires prior permission from the American Association for the Advancement of Science (AAAS). You may request permission by clicking [here](#).

**The following resources related to this article are available online at <http://advances.sciencemag.org>. (This information is current as of September 30, 2016):**

**Updated information and services**, including high-resolution figures, can be found in the online version of this article at:  
<http://advances.sciencemag.org/content/2/9/e1600807.full>

**Supporting Online Material** can be found at:  
<http://advances.sciencemag.org/content/suppl/2016/09/26/2.9.e1600807.DC1>

This article **cites 49 articles**, 1 of which you can access for free at:  
<http://advances.sciencemag.org/content/2/9/e1600807#BIBL>

*Science Advances* (ISSN 2375-2548) publishes new articles weekly. The journal is published by the American Association for the Advancement of Science (AAAS), 1200 New York Avenue NW, Washington, DC 20005. Copyright is held by the Authors unless stated otherwise. AAAS is the exclusive licensee. The title *Science Advances* is a registered trademark of AAAS