



# Dynamic compensation and homeostasis: a feedback control perspective ★

Michel Fliess, Cédric Join

## ► To cite this version:

Michel Fliess, Cédric Join. Dynamic compensation and homeostasis: a feedback control perspective  
★. [Research Report] Ecole polytechnique X. 2018. hal-01684422v1

**HAL Id: hal-01684422**

**<https://polytechnique.hal.science/hal-01684422v1>**

Submitted on 15 Jan 2018 (v1), last revised 15 Jan 2018 (v2)

**HAL** is a multi-disciplinary open access archive for the deposit and dissemination of scientific research documents, whether they are published or not. The documents may come from teaching and research institutions in France or abroad, or from public or private research centers.

L'archive ouverte pluridisciplinaire **HAL**, est destinée au dépôt et à la diffusion de documents scientifiques de niveau recherche, publiés ou non, émanant des établissements d'enseignement et de recherche français ou étrangers, des laboratoires publics ou privés.

# Dynamic compensation and homeostasis: a feedback control perspective\*

Michel Fliess<sup>a,c</sup>, Cédric Join<sup>b,c,d</sup>

<sup>a</sup>*LIX (CNRS, UMR 7161), École polytechnique, 91128 Palaiseau, France.*

*Michel.Fliess@polytechnique.edu*

<sup>b</sup>*CRAN (CNRS, UMR 7039), Université de Lorraine, BP 239,*

*54506 Vandœuvre-lès-Nancy, France*

*cedric.join@univ-lorraine.fr*

<sup>c</sup>*AL.I.E.N. (Algèbre pour Identification & Estimation Numériques),*

*7 rue Maurice Barrès, 54330 Vézelize, France.*

*{michel.fliess, cedric.join}@alien-sas.com*

<sup>d</sup>*Projet Non-A, INRIA Lille – Nord-Europe, France*

---

## Abstract

“Dynamic compensation” is a robustness property where a perturbed biological circuit maintains a suitable output [Karin O., Swisa A., Glaser B., Dor Y., Alon U. (2016). *Mol. Syst. Biol.*, 12: 886]. In spite of several attempts, no fully convincing analysis seems now to be on hand. This communication suggests an explanation via “model-free control” and the corresponding “intelligent” controllers [Fliess M., Join C. (2013). *Int. J. Contr.*, 86, 2228-2252], which are already successfully applied in many concrete situations. As a byproduct this setting provides also a slightly different presentation of homeostasis, or “exact adaptation,” where the working conditions are assumed to be “mild.” Several convincing, but academic, computer simulations are provided and discussed.

*Keywords:* Systems biology, homeostasis, exact adaptation, dynamic compensation, integral feedback control, PID, model-free control, intelligent proportional controller.

---

## 1. Introduction

In *systems biology*, *i.e.*, an approach of growing importance to theoretical biology (see, *e.g.*, Alon (2006); Klipp *et al.* (2016); Kremling (2012)), basic control notions, like feedback loops, are becoming more and more popular (see, *e.g.*, Åström *et al.* (2008); Cowan *et al.* (2014); Cosentino *et al.* (2011); Del Vecchio *et al.* (2015)). This communication intends to show that a peculiar feedback loop permits to clarify the concept of *dynamic compensation* (*DC*) of biological circuits, which was recently introduced by Karin *et al.* (2016). *DC* is a robustness property. It implies, roughly speaking, that biological systems are able of maintaining a suitable output despite environmental fluctuations. As noticed by Karin *et al.* (2016) such a property arises naturally in physiological systems. The *DC* of blood glucose, for instance, with respect to variation in insulin sensitivity and insulin secretion is obtained by controlling the functional mass of pancreatic beta cells.

The already existing and more restricted *homeostasis*, or *exact adaptation*, deals only with constant reference trajectories, *i.e.*, setpoints. It is achievable via an *integral* feedback (see, *e.g.*, Alon *et al.* (1999); Briat *et al.* (2016); Miao *et al.* (2011); Stelling *et al.* (2004); Yi *et al.* (2000))

**Remark 1.1.** *PIDs* (see, *e.g.*, Åström *et al.* (2008); O’Dwyer (2009)) read:

$$u = K_P e + K_I \int e + K_D \dot{e} \quad (1)$$

where

- $u, y, y^*$  are respectively the control and output variables, and the reference trajectory.
- $e = y - y^*$  is the tracking error,
- $K_P, K_I, K_D \in \mathbb{R}$  are the tuning gains.

To the best of our knowledge, they are, strangely enough, more or less missing

25 in the literature on theoretical biology,<sup>1</sup> although they lead to the most widely  
 26 used control strategies in industry.

From  $K_P = K_D = 0$  in Equation (1), the following integral feedback is deduced:

$$u = K_I \int e \quad (2)$$

27 Compare Equation (2) with the references above on homeostasis, and Somvanshi *et al.*  
 28 (2015). See Abouaïssa *et al.* (2017b), and the references therein, for an appli-  
 29 cation to ramp metering on freeways in order to avoid traffic congestion.

30 Conditions for DC have already been investigated by several authors: Karin *et al.*  
 31 (2017a,b); Sontag (2017); Villaverde *et al.* (2017). Parameter identification,  
 32 which plays a key rôle in most of those studies, leads, according to the own  
 33 words of Karin *et al.* (2017b), to some kind of “discrepancy,” which is per-  
 34 haps not yet fully cleared up. We suggest therefore another roadmap, *i.e.*,  
 35 *intelligent* feedback controllers as defined by Fliess *et al.* (2013). Many con-  
 36 crete applications have already been developed all over the world. Some have  
 37 been patented. The bibliography contains for obvious reasons only recent works  
 38 in biotechnology: Bara *et al.* (2016); Join *et al.* (2017a); Lafont *et al.* (2015);  
 39 MohammadRidha *et al.* (2018); Tebbani *et al.* (2016).<sup>2</sup>

40 An unexpected byproduct is derived from Remark 1.1 and the comparison in  
 41 Abouaïssa *et al.* (2017b) between Equation (2) and our *intelligent proportional*  
 42 controller (Fliess *et al.* (2013)). Exact adaptation means now a “satisfactory”  
 43 behavior thanks to the feedback loop defined by Equation (2) when the working  
 44 conditions are “mild.” The result by Karin *et al.* (2016) via a mechanism for DC  
 45 based on known hormonal circuit reactions, which states that exact adaptation  
 46 does not guarantee dynamical compensation, remains therefore valid in this new  
 47 context.

---

<sup>1</sup>This is of course less the case in *synthetic biology*, *i.e.*, a blending between biology and engineering (see, *e.g.*, Del Vecchio *et al.* (2016) and the references therein).

<sup>2</sup>A rather comprehensive bibliography of concrete applications is provided by Abouaïssa *et al.* (2017a).

48 This exploratory research report is organized as follows. Intelligent con-  
 49 trollers are summarized in Section 2, where the connection between classic PIs  
 50 and intelligent proportional controllers is also presented. Section 3, which is  
 51 heavily influenced by Abouaïssa *et al.* (2017b), defines dynamic compensation  
 52 and exact adaptation. Section 4 displays various convincing, but academic,  
 53 computer experiments. Some concluding remarks may be found in Section 5.

## 54 2. Model-free control and intelligent controllers

55 See Fliess *et al.* (2013) for full details.

### 56 2.1. Generalities

#### 57 2.1.1. The ultra-local model

The poorly known global description of the plant, which is assumed for  
 simplicity's sake to be SISO (single-input single output),<sup>3</sup> is replaced by the  
*ultra-local model*:

$$\boxed{y^{(\nu)} = F + \alpha u} \quad (3)$$

58 where:

- 59 • the control and output variables are respectively  $u$  and  $y$ ;
- 60 • the derivation order  $\nu$  is often equal to 1, sometimes to 2; in practice  $\nu \geq 3$   
 61 has never been encountered;
- 62 • the constant  $\alpha \in \mathbb{R}$  is chosen by the practitioner such that  $\alpha u$  and  $y^{(\nu)}$   
 63 are of the same magnitude; therefore  $\alpha$  does not need to be precisely  
 64 estimated.

65 The following comments might be useful:

- 66 • Equation (3) is only valid during a short time lapse and must be continu-  
 67 ously updated;

---

<sup>3</sup>For a multivariable extension, see, *e.g.*, Lafont *et al.* (2015); Menhour *et al.* (2017).

- 68 •  $F$  is estimated via the knowledge of the control and output variables  $u$   
69 and  $y$ ;
- 70 •  $F$  subsumes not only the system structure, which most of the time will be  
71 nonlinear, but also any external disturbance.

### 72 2.1.2. Intelligent controllers

Set  $\nu = 2$ . Close the loop with the following *intelligent proportional-integral-derivative controller*, or *iPID*,

$$u = -\frac{F - \dot{y}^* + K_P e + K_I \int e + K_D \dot{e}}{\alpha} \quad (4)$$

73 where:

- 74 •  $e = y - y^*$  is the tracking error,
- 75 •  $K_P, K_I, K_D \in \mathbb{R}$  are the tuning gains.

When  $K_I = 0$ , we obtain the *intelligent proportional-derivative controller*, or *iPD*,

$$u = -\frac{F - \dot{y}^* + K_P e + K_D \dot{e}}{\alpha} \quad (5)$$

When  $\nu = 1$  and  $K_I = K_D = 0$ , we obtain the *intelligent proportional controller*, or *iP*, which is the most important one,

$$\boxed{u = -\frac{F - \dot{y}^* + K_P e}{\alpha}} \quad (6)$$

Combining Equations (3) and (6) yields:

$$\dot{e} + K_P e = 0 \quad (7)$$

76 where  $F$  does not appear anymore. The tuning of  $K_P$  is therefore straightfor-  
77 ward.

78 **Remark 2.1.** See Join et al. (2017b) for a comment on those various con-  
79 trollers.

80 *2.1.3. Estimation of  $F$*

81 Assume that  $F$  in Equation (3) is “well” approximated by a piecewise con-  
 82 stant function  $F_{\text{est}}$ .<sup>4</sup> The estimation techniques below are borrowed from Fliess *et al.*  
 83 (2003, 2008) and Sira-Ramírez *et al.* (2014). Let us summarize two types of  
 84 computations:

1. Rewrite Equation (3) in the operational domain (see, *e.g.*, Erdélyi (1962)):

$$sY = \frac{\Phi}{s} + \alpha U + y(0)$$

where  $\Phi$  is a constant. We get rid of the initial condition  $y(0)$  by multi-  
 plying both sides on the left by  $\frac{d}{ds}$ :

$$Y + s \frac{dY}{ds} = -\frac{\Phi}{s^2} + \alpha \frac{dU}{ds}$$

Noise attenuation is achieved by multiplying both sides on the left by  $s^{-2}$ ,  
 since integration with respect to time is a lowpass filter. It yields in the  
 time domain the realtime estimate, thanks to the equivalence between  $\frac{d}{ds}$   
 and the multiplication by  $-t$ ,

$$F_{\text{est}}(t) = -\frac{6}{\tau^3} \int_{t-\tau}^t [(\tau - 2\sigma)y(\sigma) + \alpha\sigma(\tau - \sigma)u(\sigma)] d\sigma \quad (8)$$

85 where  $\tau > 0$  might be quite small. This integral may of course be replaced  
 86 in practice by a classic digital filter.

2. Close the loop with the iP (6). It yields:

$$F_{\text{est}}(t) = \frac{1}{\tau} \left[ \int_{t-\tau}^t (\dot{y}^* - \alpha u - K_P e) d\sigma \right]$$

87 **Remark 2.2.** *From a hardware standpoint, a real-time implementation of our*  
 88 *intelligent controllers is also cheap and easy (Join et al. (2013)).*

89 *2.2. PI and iP*

Consider the classic continuous-time PI controller

$$u(t) = k_p e(t) + k_i \int e(\tau) d\tau \quad (9)$$

---

<sup>4</sup>This is a weak assumption (see, *e.g.*, Bourbaki (1976)).

A crude sampling of the integral  $\int e(\tau)d\tau$  through a Riemann sum  $\mathcal{I}(t)$  leads to

$$\int e(\tau)d\tau \simeq \mathcal{I}(t) = \mathcal{I}(t-h) + he(t)$$

where  $h$  is the sampling interval. The corresponding discrete form of Equation (9) reads:

$$u(t) = k_p e(t) + k_i \mathcal{I}(t) = k_p e(t) + k_i \mathcal{I}(t-h) + k_i h e(t)$$

Combining the above equation with

$$u(t-h) = k_p e(t-h) + k_i \mathcal{I}(t-h)$$

yields

$$u(t) = u(t-h) + k_p (e(t) - e(t-h)) + k_i h e(t) \quad (10)$$

**Remark 2.3.** A trivial sampling of the “velocity form” of Equation (9)

$$\dot{u}(t) = k_p \dot{e}(t) + k_i e(t) \quad (11)$$

yields

$$\frac{u(t) - u(t-h)}{h} = k_p \left( \frac{e(t) - e(t-h)}{h} \right) + k_i e(t)$$

90 which is equivalent to Equation (10).

Replace in Equation (6)  $F$  by  $\dot{y}(t) - \alpha u(t-h)$  and therefore by

$$\frac{y(t) - y(t-h)}{h} - \alpha u(t-h)$$

It yields

$$u(t) = u(t-h) - \frac{e(t) - e(t-h)}{h\alpha} - \frac{K_P}{\alpha} e(t) \quad (12)$$

**FACT.-** Equations (10) and (12) become **identical** if we set

$$k_p = -\frac{1}{\alpha h}, \quad k_i = -\frac{K_P}{\alpha h} \quad (13)$$

91

92 **Remark 2.4.** This path breaking result was first stated by d’Andréa-Novel et al.  
93 (2010):



- 94 • *It is straightforward to extend it to the same type of equivalence between*  
95 *PIDs and iPDs.*
- 96 • *It explains apparently for the first time the ubiquity of PIs and PIDs in*  
97 *the industrial world.*

### 98 3. Exact adaptation and dynamic compensation

99 Equation (11) shows that integral and proportional-integral controllers are  
100 close when

- 101 1.  $\dot{e}$  remains small,
- 102 2. the reference trajectory  $y^*$  starts at the initial condition  $y(0)$  or, at least,  
103 at a point in a neighborhood,
- 104 3. the measurement noise corruption is low.

105 The following conditions might be helpful:

- 106 • the reference trajectory  $y^*$  is “slowly” varying, and starts at the initial  
107 condition  $y(0)$  or, at least, at a point in its neighborhood,<sup>5</sup>
- 108 • the disturbances and the corrupting noises are rather mild.

109 Then the performances of the integral controller should be decent: this is *ex-*  
110 *act adaptation*, or *homeostasis*. When the above conditions are not satisfied,  
111 *dynamic compensation* means that one at least of the feedback loops in Sec-  
112 tion 2.1 is *negative*, *i.e.*, fluctuations around the reference trajectory due to  
113 perturbations and input changes are attenuated.<sup>6</sup>

---

<sup>5</sup>Setpoints are therefore recovered.

<sup>6</sup>The wording “negative feedback” is today common in biology, but, to some extent, neglected in engineering, where it was quite popular long time ago (see, *e.g.*, Küpfmüller *et al.* (2017)). Historical details are given by Zeron (2008) and Del Vecchio *et al.* (2015).

## 114 4. Two computer experiments

115 The two academic examples below provide easily implementable numerical  
116 examples. They are characterized by the following features:

- 117 •  $K_I = 0.5$  (resp.  $K_I = 1$ ) for the integral feedback in the linear (resp.  
118 nonlinear) case.
- 119 •  $\alpha = K_P = 1$  for the the iP (6) in both cases.
- 120 • The sampling period is 10ms.
- 121 • In order to be more realistic, the output is corrupted additively by a zero-  
122 mean white Gaussian noise of standard deviation 0.01.

### 123 4.1. Linear case

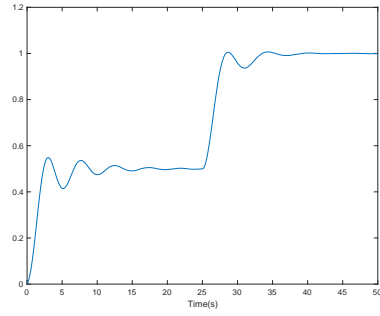
Consider the input-output system defined by the transfer function

$$\frac{2(s+1)}{s^2 + s + 1}$$

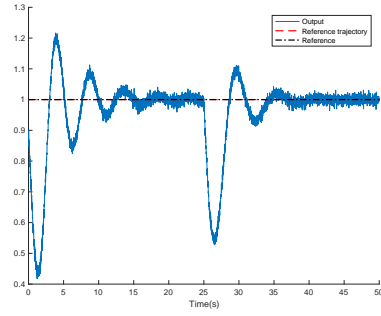
124 Several reference trajectories are examined:

- 125 (i) Setpoint and 50% efficiency loss of the actuator: see Figures 1 see 2.
- 126 (ii) Slow connection between two setpoints: see Figures 3 and 4.
- 127 (iii) Fast connection: see Figures 5 and 6.
- 128 (iv) Complex reference trajectory: see Figures 7 and 8.

129 In the first scenario, the control efficiency loss is attenuated much faster by the  
130 iP than by the integral feedback. The behaviors of the integral feedback and  
131 the iP with respect to a slow connection are both good and cannot be really  
132 distinguished. The situation change drastically with a fast connection and a  
133 complex reference trajectory: the iP becomes vastly superior to the integral  
134 feedback. Exact adaptation works well only in the second scenario, whereas  
135 dynamic compensation yields always excellent results.

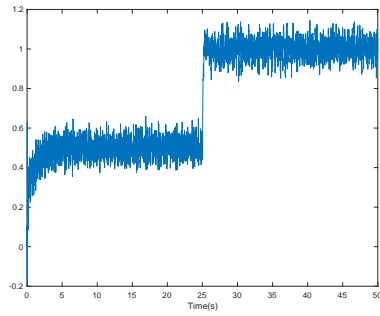


(a) Control

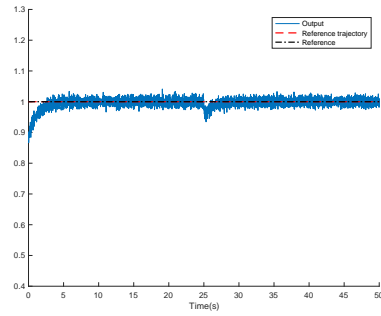


(b) Output

Figure 1: Integral feedback, constant reference trajectory, control efficiency loss

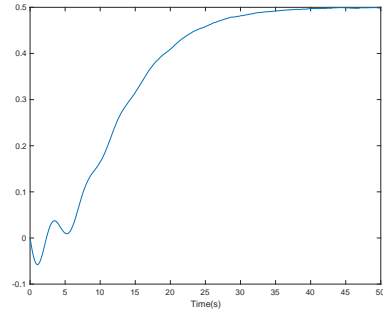


(a) Control

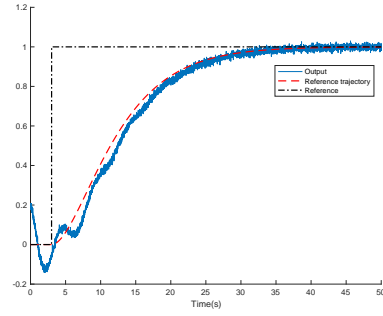


(b) Output

Figure 2: iP, constant reference trajectory, control efficiency loss

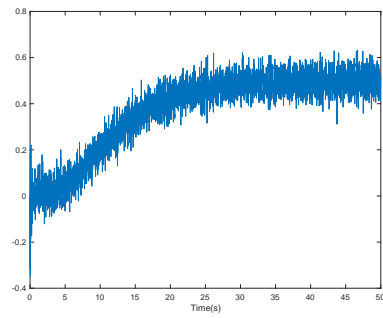


(a) Control

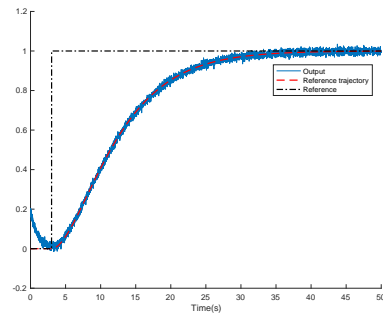


(b) Output

Figure 3: Integral feedback, slow connection

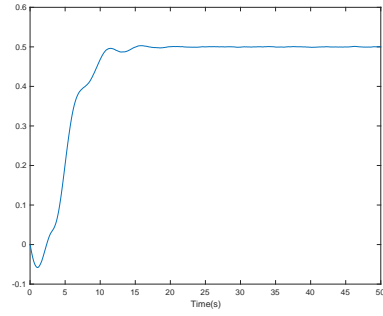


(a) Control

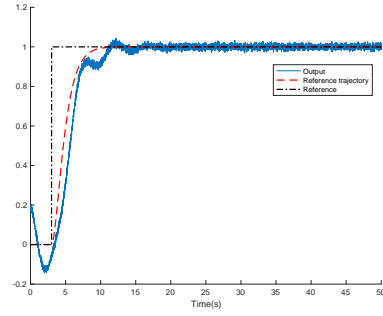


(b) Output

Figure 4: iP, slow connection

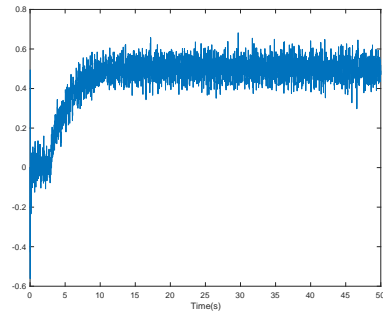


(a) Control

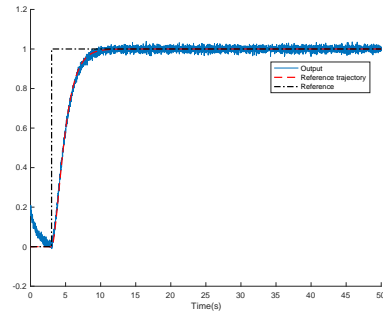


(b) Output

Figure 5: Integral feedback, fast connection

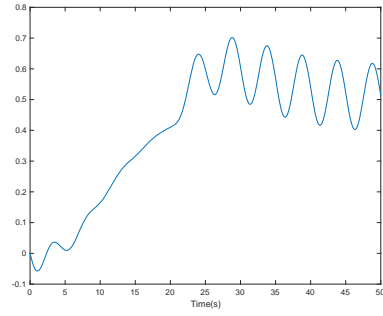


(a) Control

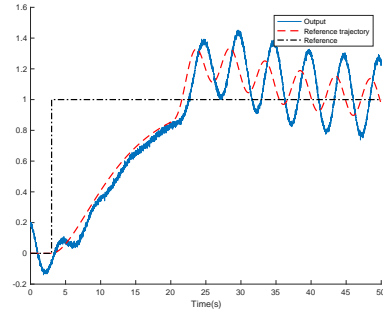


(b) Output

Figure 6: iP, fast connection

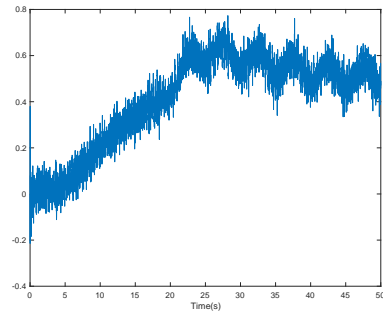


(a) Control

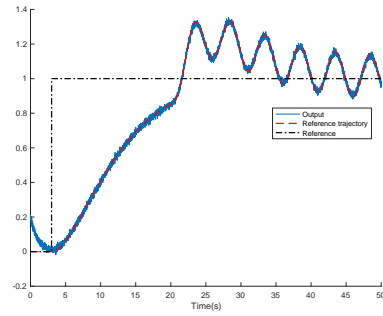


(b) Output

Figure 7: Integral connection, complex reference trajectory



(a) Control



(b) Output

Figure 8: iP, complex reference trajectory

136 *4.2. Nonlinear case*

Consider

$$\dot{y} + y = u^3 + P_{\text{pert}}$$

137 where  $P_{\text{pert}}$  is a perturbation. Introduce three scenarios:

- 138 (i) Setpoint without any perturbation, *i.e.*,  $P_{\text{pert}} = 0$ : see Figures 9 and 10.
- 139 (ii) Setpoint with a sine wave perturbation which starts at  $t = 25\text{s}$ , *i.e.*,  
140  $P_{\text{pert}}(t) = 0.2 \sin(\frac{2\pi}{5}(t - 25))$  if  $t \geq 25\text{s}$ , and  $P_{\text{pert}}(t) = 0$  if  $t \leq 25\text{s}$ :  
141 see Figures 11 and 12.
- 142 (iii) Non-constant reference trajectory without any perturbation, *i.e.*,  $P_{\text{pert}} =$   
143  $0$ : see Figures 13 and 14.

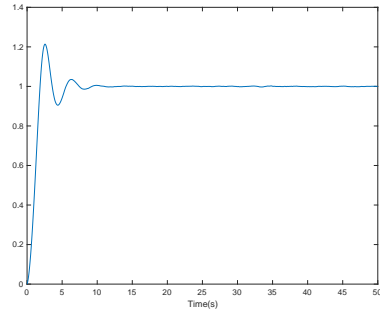
144 A clear-cut superiority of the iP with respect to the integral feedback is indis-  
145 putable. The behavior of dynamic compensation (resp. exact adaptation) is  
146 always (resp. never) satisfactory.

147 **Remark 4.1.** *Do not believe that integral feedbacks are never adequate if non-*  
148 *linearities occur. See*

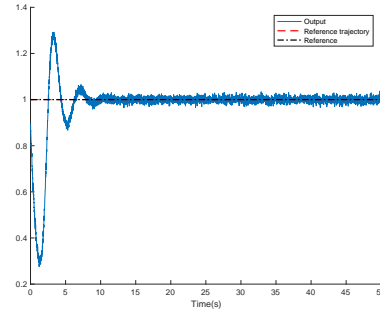
- 149 • *an example related to ramp metering in Abouaïssa et al. (2017b),*  
150 • *theoretical investigations in Sontag (2010).*

151 **5. Conclusion**

152 In order to be fully convincing, this preliminary announcement on homeostasis  
153 extensions needs of course to exhibit true biological examples. In our context  
154 noise corruption is also a hot topic (see, *e.g.*, Briat *et al.* (2016); Sun *et al.*  
155 (2010)). The estimation and identification techniques sketched in Section 2.1  
156 might lead to a better understanding (see also Fliess (2006, 2008)).

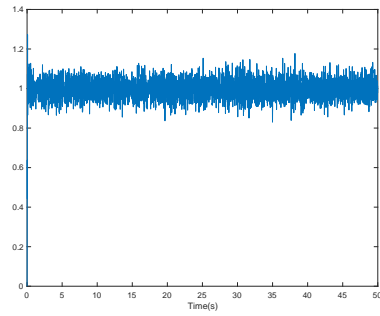


(a) Control

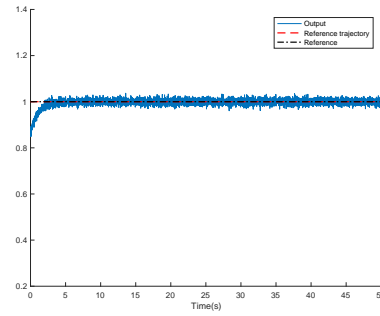


(b) Output

Figure 9: Integral feedback, constant reference trajectory, without any perturbation



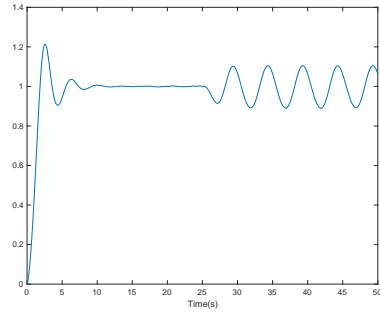
(a) Control



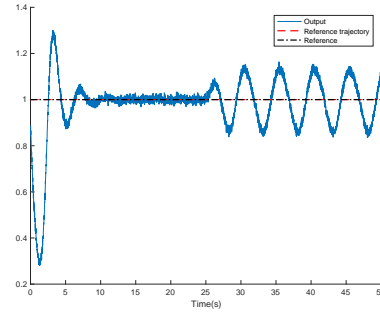
(b) Output

Figure 10: iP, constant reference trajectory, without any perturbation



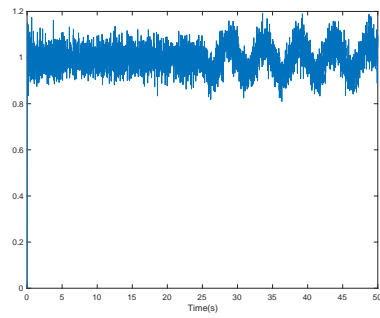


(a) Control

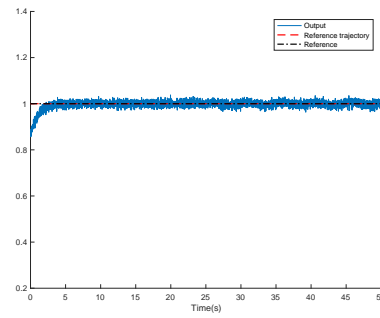


(b) Output

Figure 11: Integral feedback, constant reference trajectory, with perturbation

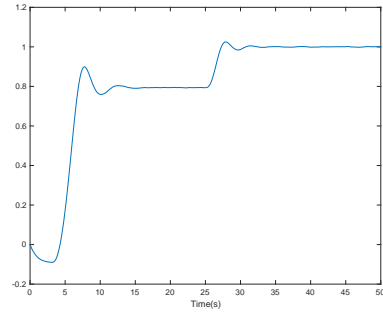


(a) Control

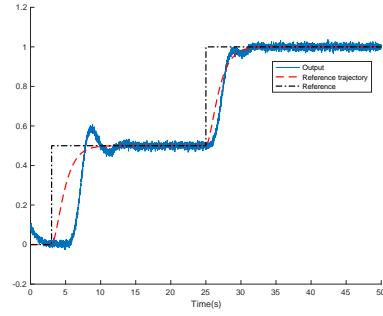


(b) Output

Figure 12: iP, constant reference trajectory, with perturbation

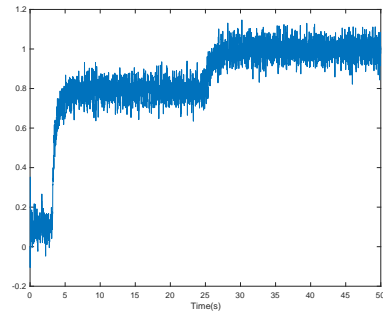


(a) Control

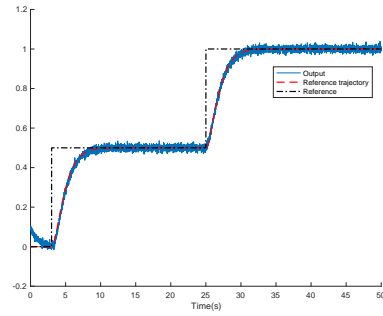


(b) Output

Figure 13: Integral feedback, non-constant reference trajectory, without any perturbation



(a) Control



(b) Output

Figure 14: iP, non-constant reference trajectory, without any perturbation

## 157 References

- 158 Abouaïssa H., Alhaj Hasan O., Join C., Fliess M., Defer D. (2017a). Energy  
 159 saving for building heating via a simple and efficient model-free control design:  
 160 First steps with computer simulations. *21st Int. Conf. Syst. Theor. Contr.*  
 161 *Comput.*, Sinaia. <https://hal.archives-ouvertes.fr/hal-01568899/en/>
- 162 Abouaïssa H., Fliess M., Join C. (2017b). On ramp metering: Towards a better  
 163 understanding of ALINEA via model-free control. *Int. J. Contr.*, 90, 1018-  
 164 1026.
- 165 Alon U. (2006). *An Introduction to Systems Biology: Design Principles of Bio-*  
 166 *logical Circuits*. Chapman and Hall.
- 167 Alon U., Surette M.G., Barkai N., Leibler S. (1999). Robustness in bacterial  
 168 chemotaxis. *Nature*, 397, 168-171.
- 169 d’Andréa-Novel B., Fliess M., Join C., Mounier H., Steux B. (2010). A mathe-  
 170 matical explanation via “intelligent” PID controllers of the strange ubiquity  
 171 of PIDs. *18th Medit. Conf. Contr. Automat.*, Marrakech.  
 172 <https://hal.archives-ouvertes.fr/inria-00480293/en/>
- 173 Åström K.J., Murray R.M. (2008). *Feedback Systems: An Introduction for Sci-*  
 174 *entists and Engineers*. Princeton University Press.
- 175 Bara O., Fliess M., Join C., Day J., Djouadi S.M. (2016). Model-free immune  
 176 therapy: A control approach to acute inflammation. *Europ. Contr. Conf.*,  
 177 Aalborg. <https://hal.archives-ouvertes.fr/hal-01341060/en/>
- 178 Bourbaki N. (1976). *Fonctions d’une variable réelle*. Hermann. English trans-  
 179 lation (2004): *Functions of a Real Variable*. Springer.
- 180 Briat C., Gupta A., Khammash M. (2016). Antithetic integral feedback ensures  
 181 robust perfect adaptation in noisy biomolecular networks. *Cell Syst.*, 2, 15-26.
- 182 Cowan N.J., Ankarali M.M., Dyhr J.P., Madhav M.S., Roth E., Sefati S., Spon-  
 183 berg S., Stamper S.A., Fortune E.S., Daniel T.L. (2014). Feedback control as

184 a framework for understanding tradeoffs in biology. *Integr. Compar. Biol.*, 54,  
185 223-237.

186 Cosentino C., Bates D. (2011). *An Introduction to Feedback Control in Systems*  
187 *Biology*. CRC Press.

188 Del Vecchio D., Dy A.J., Qian Y. (2016). Control theory  
189 meets synthetic biology. *J. Roy. Soc. Interface*, 13: 20160380.  
190 <http://dx.doi.org/10.1098/rsif.1916.0380>

191 Del Vecchio D., Murray R.M. (2015). *Biomolecular Feedback Systems*. Princeton  
192 University Press.

193 Erdélyi A. (1962). *Operational Calculus and Generalized Functions*. Holt Rine-  
194 hart Winston.

195 Fliess M. (2006). Analyse non standard du bruit. *C. R. Math.*, 342, 797-802.

196 Fliess M. (2008). Critique du rapport signal à bruit en communications  
197 numériques. *Revue Afric. Recher. Informat. Math. Appli.*, 9, 419-429.  
198 <https://hal.archives-ouvertes.fr/inria-00311719/en/>

199 Fliess M., Join C. (2013). Model-free control. *Int. J. Contr.*, 86, 2228-2252.

200 Fliess M., Sira-Ramírez H. (2003). An algebraic framework for linear identifi-  
201 cation. *ESAIM Contr. Optimiz. Calc. Variat.*, 9, 151-168.

202 Fliess M., Sira-Ramírez H. (2008). Closed-loop parametric identification for  
203 continuous-time linear systems via new algebraic techniques. H. Garnier & L.  
204 Wang (Eds): *Identification of Continuous-time Models from Sampled Data*,  
205 Springer, pp. 362-391.

206 Join C., Bernier J., Mottelet S., Fliess M., Rechdaoui-Guérin S., Azimi S.,  
207 Rocher V. (2017a). A simple and efficient feedback control strategy for  
208 wastewater denitrification. *20th World Congr. Int. Feder. Automat. Contr.*,  
209 Toulouse. <https://hal.archives-ouvertes.fr/hal-01488199/en/>

- 210 Join C., Chaxel F., Fliess M. (2013). “Intelligent” controllers on cheap and small  
211 programmable devices. *2nd Int. Conf. Contr. Fault-Tolerant Syst.*, Nice.  
212 <https://hal.archives-ouvertes.fr/hal-00845795/en/>
- 213 Join C., Delaleau E., Fliess M., Moog C.H. (2017b). Un résultat intrigant en  
214 commande sans modèle. *ISTE OpenScience Automat.*, 1, 9 p.  
215 <https://hal.archives-ouvertes.fr/hal-01628322/en/>
- 216 Karin O., Alon U. (2017a). Biphasic response as a mechanism against mutant  
217 takeover in tissue homeostasis circuits. *Molec. Syst. Biol.*, 13, 933.
- 218 Karin O., Alon U., Sontag E. (2017b). A note on dynamical com-  
219 pensation and its relation to parameter identifiability. *bioRxiv* doi:  
220 <https://doi.org/10.1101/123489>
- 221 Karin O., Swisa A., Glaser B., Dor Y., Alon U. (2016). Dynamical  
222 compensation in physiological circuits. *Mol. Syst. Biol.*, 12: 886. DOI  
223 [10.15252/msb.19167216](https://doi.org/10.15252/msb.19167216)
- 224 Klipp E., Liebermeister W., Wierling C., Kowald A. (2016). *Systems Biology*  
225 (2nd ed.). Wiley-VCH.
- 226 Kremling A. (2012). *Kompedium Systembiologie – Mathematische Model-*  
227 *lierung und Modellanalyse*. Vieweg + Teubner. English translation (2014):  
228 *Systems Biology*. CRC Press.
- 229 Küpfmüller K., Mathis W., Reibiger, W. (2017). *Theoretische Elektrotechnik –*  
230 *Eine Einführung* (20. Auflage).<sup>7</sup> Springer.
- 231 Lafont F., Balmat J.-F., Pessel N., Fliess M. (2015). A model-free control strat-  
232 egy for an experimental greenhouse with an application to fault accommoda-  
233 tion. *Comput. Electron. Agricult.*, 110, 139–149.

---

<sup>7</sup>The first edition was published in 1932. Karl Küpfmüller was its sole author. He died in 1977.

234 Menhour L., d'Andréa-Novel B., Fliess M., Gruyer D., Mounier H (2017). An  
235 efficient model-free setting for longitudinal and lateral vehicle control. Vali-  
236 dation through the interconnected pro-SiVIC/RTMaps prototyping platform.  
237 *IEEE Trans. Intel. Transport. Syst.*, 2017. DOI: 10.1109/TITS.1917.2699283

238 Miao H., Xia X., Perelson A.S., Wu H. (2011). On identifiability of nonlinear  
239 ODE models and applications in viral dynamics. *SIAM Rev.*, 53, 3-39.

240 MohammadRidha T., Aït-Ahmed M., Chailloux L., Krempf M., Guilhem I.,  
241 Poirier J.-Y., Moog C.H. (2018). Model free iPID control for glycemia regu-  
242 lation of type-1 diabetes. *IEEE Trans. Biomed. Engin.*, 65, 199-206.

243 O'Dwyer A. (2009). *Handbook of PI and PID Controller Tuning Rules* (3rd ed.).  
244 Imperial College Press.

245 Sira-Ramírez H., García-Rodríguez C., Cortès-Romero J., Luviano-Juárez A.  
246 (2013). *Algebraic Identification and Estimation Methods in Feedback Control*  
247 *Systems*. Wiley.

248 Somvanshi P.R., Patel A.K, Bhartiya S., Venkatesh K.V. (2015). Implementa-  
249 tion of integral feedback control in biological systems. *Wiley Interdisc. Rev.:*  
250 *Syst. Biol. Med.*, 7, 301-316.

251 Sontag E.D. (2010). Remarks on feedforward circuits, adaptation, and pulse  
252 memory. *IET Syst. Biol.*, 4, 39-51.

253 Sontag E.D. (2017). Dynamic compensation, parameter identifiabil-  
254 ity, and equivariances. *PLoS Comput. Biol.*, 13: e1005447. doi:  
255 10.1371/journal.pcbi.1005447

256 Sun L., Becskei A. (2010). The cost of feedback control. *Nature*, 467, 163-164.

257 Stelling J., Sauer U., Szallasi Z., Doyle F.J., Doyle J. (2004). Robustness of  
258 cellular functions. *Cell*, 118, 675-685.

259 Tebbani S., Titica M., Join C., Fliess M., Dumur D. (2016). Model-based ver-  
260 sus model-free control designs for improving microalgae growth in a closed

- 261 photobioreactor: Some preliminary comparisons. *24th Medit. Conf. Contr.*  
 262 *Automat.*, Athens. <https://hal.archives-ouvertes.fr/hal-01312251/en/>
- 263 Villaverde A.F., Banga J.R. (2017). Dynamical compensation and structural  
 264 identifiability of biological models: Analysis, implications, and reconciliation.  
 265 *PLoS Comput. Biol.*, 13, e1005878.  
 266 <https://doi.org/10.1371/journal.pcbi.1005878>
- 267 Yi T.-M., Huang Y., Simon M.I., Doyle J. (2000). Robust perfect adaptation  
 268 in bacterial chemotaxis through integral feedback control. *Proc. Nat. Acad.*  
 269 *Sci.*, 97, 4649-4653.
- 270 Zeron E.S. (2008). Positive and negative feedback in engineering and biology.  
 271 *Math. Model. Nat. Phenom.*, 3, 67-84.