



HAL
open science

Palladium-catalysed O -Allylation of α -Hydroxyphosphonates: An Expedient Entry into Phosphono-oxaheterocycles

Mansour Dolé Kerim, Martin Cattoen, Nicolas Fincias, Aurélie Dos santos,
Stellios Arseniyadis, Laurent El Kaim

► **To cite this version:**

Mansour Dolé Kerim, Martin Cattoen, Nicolas Fincias, Aurélie Dos santos, Stellios Arseniyadis, et al.. Palladium-catalysed O -Allylation of α -Hydroxyphosphonates: An Expedient Entry into Phosphono-oxaheterocycles. *Advanced Synthesis and Catalysis*, 2018, 360 (3), pp.449-454. 10.1002/adsc.201701150 . hal-02091718

HAL Id: hal-02091718

<https://polytechnique.hal.science/hal-02091718v1>

Submitted on 14 Jan 2024

HAL is a multi-disciplinary open access archive for the deposit and dissemination of scientific research documents, whether they are published or not. The documents may come from teaching and research institutions in France or abroad, or from public or private research centers.

L'archive ouverte pluridisciplinaire **HAL**, est destinée au dépôt et à la diffusion de documents scientifiques de niveau recherche, publiés ou non, émanant des établissements d'enseignement et de recherche français ou étrangers, des laboratoires publics ou privés.

Copyright

Palladium-catalysed *O*-Allylation of α -Hydroxyphosphonates: An Expedient entry into Phosphono-oxaheterocycles

Mansour Dolé Kerim,^a Martin Cattoen,^b Nicolas Fincias,^{a,b} Aurélie Dos Santos,^a Stellios Arseniyadis,^{b*} and Laurent El Kaim^{a,*}

^a Laboratoire de Synthèse Organique, CNRS, Ecole Polytechnique, ENSTA ParisTech, UMR 7652, Université Paris-Saclay, 828 Bd des Maréchaux, 91128 Palaiseau, France; phone: +33 (0)1 81 87 20 20; laurent.elkaim@ensta-paristech.fr

^b Queen Mary University of London, School of Biological and Chemical Sciences, Mile End Road, London, E1 4NS, UK; phone: +44 (0) 20 7882 8445; s.arseniyadis@qmul.ac.uk

Received:



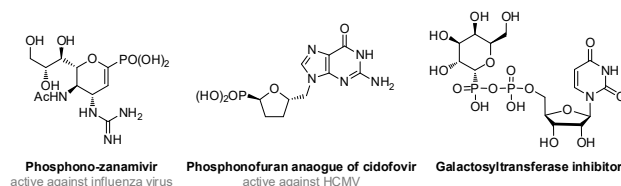
Supporting information for this article is available on the WWW under <http://dx.doi.org/10.1002/adsc.201#####>.

Abstract. We report here an unprecedented palladium-catalysed *O*-allylation of α -hydroxyphosphonates. The method was eventually included in a one-pot sequential Pudovik/Tsuji-Trost type *O*-allylation/Ring-Closing Metathesis to afford a highly straightforward access to a variety of phosphorylated heterocycles of various sizes ranging from 5 to 16 starting from readily available aldehydes.

Keywords: α -Hydroxyphosphonates; *O*-allylation; palladium; Pudovik reaction; Ring-closing metathesis; metacyclophanes

Five and six-membered oxygen heterocycles substituted by a phosphonate moiety at the 2 position have attracted considerable attention over the years owing to the interesting biological activities exhibited by many sugars bearing a phosphonate at the anomeric position (Figure 1). Their structural analogy with various natural sugars possessing a β -phosphate has led to the development of general strategies for the preparation of these non-isosteric hydrolytically stable analogues, which were shown to display important antiviral^[1] and anticancer^[2] activities as well as glycosyltransferase inhibition (Figure 1).^[3] The phosphonate group can also mimic the carboxylic moiety found at the C1 position of certain sugars such as the sialic acids, which are involved in the regulation of many biological phenomena.^[4]

In the light of their biological potential, it is not surprising that numerous synthetic routes have been explored for the formation of these phosphono derivatives. Besides methods involving substitution at C1 of a pyranose or a furanose with a phosphite in the presence of a Lewis acid (Scheme 1, A),^[5] various studies have explored the cyclization of α -hydroxyphosphonate intermediates *via* either a substitution reaction^[6] or the addition on an alkene,^[2a] an alkyne,^[7] or a carbonyl moiety (Scheme 1, B).^[8]




Scheme 1. Selection of phosphonopyrans and furans.

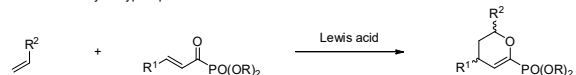
■ A. Lewis acid triggered phosphorylation of sugar derivatives⁵



■ B. Cyclization of hydroxyphosphonates⁸



■ C. Cycloaddition of α -hydroxyphosphonates⁹



■ D. Tsuji-Trost/RCM strategy (this work)

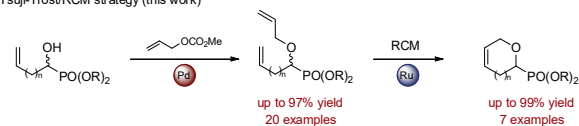
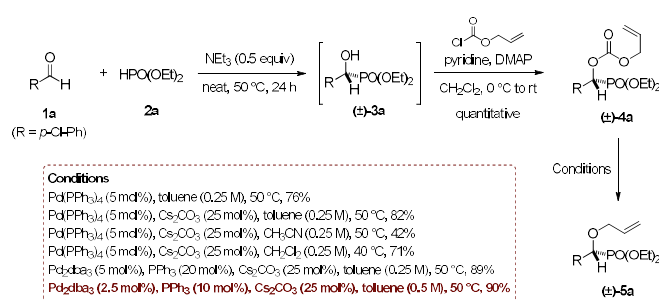


Figure 1. Strategies to access phosphono-oxaheterocycles.

Alternative pathways have also been reported including the cyclization of α,β -unsaturated ketophosphonates through a hetero Diels-Alder reaction (Scheme 1, C),^[9] the addition of homoenolates to acyl phosphonates^[10] or the cyclization of γ -hydroxy keto phosphonates.^[11] Less explored strategies rely on the cyclization of an alkoxymethylene phosphonate anion,^[12] the reaction of an α -diazophosphonates with ketones^[13] or on the phosphite addition to 2-nitroglycols.^[14] Considering all these methods and their respective limitations, we envisioned that a ring-closing metathesis (RCM) of a

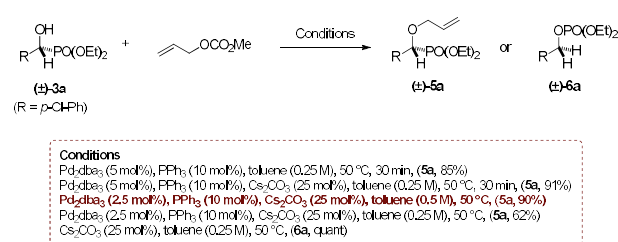


Scheme 2. Synthesis and *O*-allylation of α -hydroxyphosphonate **4a** through intramolecular Pd-AA.

properly functionalized α -hydroxyphosphonate derivative would allow a particularly straightforward access to these targets (Scheme 1, **D**). In addition, in view of the number of catalytic methods reported in the literature for the addition of phosphites to aldehydes,^[15] including various highly enantioselective ones,^[16] this strategy could eventually allow an asymmetric approach to these target molecules. We report here our results, which have not only led to the synthesis of a variety of phosphono oxaheterocycles, but also to the development of an unprecedented Pd-catalysed *O*-allylation of Pudovik adducts.

We became interested in this sequential Pudovik/Tsuji-Trost type *O*-allylation/RCM following an on-going project in the group focused on the development of new palladium-catalysed allylic alkylation (AA) processes.^[17] Indeed, when applying typical Pd-AA conditions to an allyl carbonate derived from an α -hydroxyphosphonate, we were surprised to observe the formation of the corresponding *O*-allylated product as we expected the alkoxide intermediate to undergo a phospho-Brook rearrangement and subsequent *C*-allylation. This result was all the more interesting that under basic conditions, which are usually required in traditional *O*-allylation reactions with allyl bromides or chlorides, decomposition of the starting material through phosphonate elimination^[18] or phospho-Brook rearrangement^[19] is usually observed. We therefore decided to investigate this allylation reaction further.

To alleviate any potential decomposition of the α -hydroxyphosphonate, we initiated this study by evaluating the palladium-catalysed extrusion of carbon dioxide from allylcarbonate **4a**. The latter was prepared in quantitative yield from *p*-chlorobenzaldehyde **1a** and diethyl phosphite **2a** in a two-steps sequence (Scheme 2).^[20] Interestingly, when **4a** was treated with 5 mol% of Pd(PPh₃)₄ in toluene (0.25 M), we were pleased to observe the formation of the corresponding *O*-allylphosphonate **5a** in 76% yield. Addition of a small amount of Cs₂CO₃ (0.25 equiv) slightly improved the yield (82%), whereas the use of a more polar solvent such as CH₃CN appeared detrimental (42%). The best conditions were obtained with a Pd₂dba₃ (2.5 mol%)/PPh₃ (10 mol%) combination in toluene



Scheme 3. *O*-Allylation of α -hydroxyphosphonate **3a** through intermolecular Pd-AA.

(0.5 M) as the desired *O*-allylated product **5a** was obtained in up to 90% isolated yield. The same conditions could be successfully applied to the analogous 4-methoxy derivative **4b**, affording the corresponding *O*-allylated product **5b** in 78% yield (not shown in Scheme 2).

To optimize this sequence further, we decided to evaluate the direct intermolecular allylation of the Pudovik adduct **3a** with allyl methyl carbonate. Compared to the oxyallylation of standard alcohols, we expected that an intramolecular hydrogen bonding would increase the acidity of **3a** and thus allow the Tsuji-Trost allylation to proceed without requiring the use of allyl *tert*-butyl carbonate as observed for 2-hydroxy esters.^[21] This was indeed the case as, when **3a** was treated with allyl methyl carbonate under the conditions settled previously, the phosphonoether **5a** was obtained in a comparable 85% yield (Scheme 3). Here again, a slight beneficial effect of added Cs₂CO₃ was observed (91%). **The higher yield under these slightly basic conditions may be associated with the ability to reform the Pudovik adduct if some fragmentation of the latter to the starting aldehyde occurs during the allylation step.** The efficiency of the palladium catalysis under these conditions is clearly pictured by the fast phospho-Brook conversion of **3a** into **6a** when the same reaction was conducted without palladium under otherwise identical conditions.

With these conditions in hand, the efficiency of the procedure was evaluated with a set of aliphatic and aromatic α -hydroxyphosphonates **3**, all prepared under solvent-free conditions from the corresponding aldehydes and phosphites (Table 1, entries 1-11). As a general trend, the Pudovik step is quantitative and only requires a simple evaporation and filtration over silica gel to afford a phosphite-free starting material suitable for the following Tsuji-Trost allylation step. Various electron-rich and poor aromatic aldehydes were thus successfully converted to the target products in good to excellent yields ranging from 67 to 97% (Table 1, entries 1-3 and 5-8). The sequence was also applicable to a variety of heterocyclic (Table 1, entries 9-11), aliphatic (Table 1, entry 4) and styrene derivatives (Table 1, entry 13), yielding once again the desired products in good to excellent yields (60-96%). Unfortunately, these conditions were not suitable for the α -hydroxy phosphonates derived from ketones as shown by the low yield

obtained in the allylation of **5h** (Table 1, entry 7) and the recovery of acetophenone.

Table 1. Scope of the *O*-allyl hydroxyphosphonate synthesis.^a

Entry	Abramov adduct 3	Yield ^d (%)	Carbonate	Phosphonate 5	Yield ^d (%)
$\text{R}^1\text{C(=O)H} + \text{HPO(OR}^2\text{)}_2 \xrightarrow[\text{neat, 50 }^\circ\text{C, 24 h}]{\text{NEt}_3 \text{ (0.5 equiv)}} \text{R}^1\text{C(OH)(H)PO(OR}^2\text{)}_2 \xrightarrow[\text{toluene, 50 }^\circ\text{C, 30 min}]{\text{Pd}_2\text{dba}_3, \text{PPh}_3, \text{Cs}_2\text{CO}_3, \text{R}^3\text{-CH=CH-OCOMe}} \text{R}^1\text{C(O-CH=CH-R}^3\text{)(H)PO(OR}^2\text{)}_2$					
	1b-m			(s)-3b-m	(s)-5b-m
1		quant ^b			85
2		83 ^c			78
3		quant ^b			97
4		81			67 ^{e,f}
5		quant ^b			94
6		quant ^b			90
7		77 ^g			21 ^{h,i}
8		98 ^l			79
9		71 ⁱ			78 ^k
10		quant ^b			96
11		quant ^b			60
12		quant ^b			64
13		quant ^b			77 ^l

^a All the Pudovik reactions were run on a 5 mmol scale, while the Tsuji-Trost reactions were run on a 1 mmol scale. ^b When quantitative, the crude mixture was simply filtered over silica gel. ^c Very fast reaction completed in 5 min under mechanical mixing. ^d Isolated yield. ^e Reaction performed at 100 °C. ^f Reaction ran for 1.5 h. ^g Obtained with a different procedure using *n*-BuLi as a base. ^h 50% starting ketone recovered. ⁱ Reaction ran for 1 h. ^j Reaction performed at 50 °C during 2 h for **3i** and 12 h for **3j**. ^k Reaction ran for 12 h.

Conversely, variation of the allyl component was well tolerated with phenyl-substituted products **5k'** and **5l** obtained in 60% and 64% yield respectively (Table 1, entries 11-12), while the replacement of diethyl phosphite by dimethyl phosphite did not drastically alter the outcome of the reaction (Table 1, entry 2).

Table 2. Scope of the *O*-allylation/RCM sequence.

Entry	Alllylation product 5	Yield ^a (%)	Heterocyclic product 7	C (mM)	Yield ^a (%)
1		82 (100 °C, 5 h)		100	89
2		40 ^b (50 °C then 100 °C)		100	82
3		58 (80 °C, 12 h)		100	81
4		91 (50 °C, 2 h)		100	92
5		74 (50 °C, 4 h)		1	92 ^c
6		97 (50 °C, 4 h)		1	69 ^c
7		82 (50 °C, 4 h)		1	99 ^c

^a Isolated yield. ^b **3o** was obtained following a double allylation process (see supporting information).
^c Required 6 mol% catalyst loading. ^d Determined by NMR analysis on the crude reaction mixture.

Next, we turned our attention to the synthesis of various phosphono oxaheterocycles by subjecting Pudovik adduct's bearing a pendent olefin to RCM conditions. To this end, we prepared a range of dienes of various length **3n-q** and subjected them to standard RCM conditions using Grubbs' second generation catalyst, **GII** (4 mol%), in refluxing CH_2Cl_2 (100 mM concentration) (Table 2). Under these conditions, small rings were obtained in good yields ranging from 81% to 92% (Table 2, entries 1-4). This strategy was also amenable to the synthesis of larger macrocycles including 14-, 15- and 16-phosphono oxaheterocycles, but required more dilute conditions (1 mM) to avoid any undesired oligomerization (Table 2, entries 5-7). Of note is the efficient formation of [12] and [13]metacyclophanes **7f** and **7g** which were obtained in 69% and 99% yield respectively.

In summary, we have developed an unprecedented palladium-catalysed allylation of α -hydroxyphosphonates circumventing the phospho-Brook rearrangement that otherwise occurs in typical alkylating conditions. The broad scope tolerated by the reaction allowed us to access a diverse array of allyloxyphosphonates in good to excellent yields under mild conditions. This method was eventually implemented in a Pudovik/Tsuji-Trost type *O*-allylation/RCM sequence affording an expedient and high yielding entry into valuable phosphonated heterocycles of various sizes ranging from 5 to 16.

Experimental Section

Representative Procedure: To a solution of α -hydroxyphosphonate **3a** (279 mg, 1.00 mmol) and Cs_2CO_3 (81.5 mg, 0.25 mmol, 25 mol%) in toluene (2 mL) were added $\text{Pd}_2(\text{dba})_3$ (2.3 mg, 0.025 mmol, 2.5 mol%), allyl methyl carbonate (114 μL , 1.00 mmol, 1.00 equiv.) and triphenylphosphine (26.2 mg, 0.10 mmol, 10 mol%) and the resulting mixture was stirred for 30 min at 50 °C. The reaction mixture was then filtered over a pad of Celite[®] and concentrated under reduced pressure to afford a crude residue which was purified by flash column chromatography over silica gel ($\text{CH}_2\text{Cl}_2/\text{EtOAc}$, 100:0 to 80:20) to afford the title compound **5a** as a yellow oil (287 mg, 0.90 mmol) in 90% yield.

References

- [1] a) For use of phosphonofurans in AIDS treatment, see: J. Bedard, S. May, M. Lis, L. Tryphonas, J. Drach, J. Huffman, R. Sidwell, L. Chan, T. Bowlin, R. Rando, *Antimicrob. Agents Chemother.* **1999**, 557-567; b) For antiviral activity of some pyranosylphosphonic acid nucleotide analogues, see: P. Alexander, V. V. Krishnamurthy, E. J. Prisbe, *J. Med. Chem.* **1996**, 39, 1321-1330.
- [2] a) M. Bubenik, P. Prévile, J. Dugas, G. Attardo, L. Chan, *Tetrahedron Lett.* **2003**, 44, 8261-8263; b) M. Valerianova, I. Vortuba, A. Holy, V. Mandys, B. Otova, *Anticancer Res.* **2001**, 21, 2057-2064; c) V. M. Pisarev, S. Lee, M. C. Connelly, A. Fridland, *Mol. Pharmacol.* **1997**, 52, 63-68; d) R. D. Elliot, G. A. Renner, J. M. Riordan, J. A. Secrist, L. L. Bennett, W. B. Parker, J. A. Montgomery, *J. Med. Chem.* **1994**, 37, 739-744.
- [3] a) M. M. Vaghefi, R. J. Bernacki, N. K. Dalley, B. E. Wilson, R. K. Robins, *J. Med. Chem.* **1987**, 30, 1383-1391. b) A. Schäfer, J. Thiem, *J. Org. Chem.* **2000**, 65, 2-29. c) B. Waldscheck, M. Streiff, W. Notz, W. Kinzy, R. R. Schmidt, *Angew. Chem. Int. Ed.* **2001**, 40, 4007-4011; d) I. Jambal, K. Kefurt, M. Hlavackova, J. Moravcova, *Carbohydr. Res.* **2012**, 360, 31-39.
- [4] a) K. Wallimann, A. Vasella, *Helv. Chim. Acta* **1990**, 73, 1359-1372; b) J. Gao, V. Martichonok, G. M. Whitesides, *J. Org. Chem.* **1996**, 61, 9538-9540; c) T.-H. Chart, Y.-C. Xin, *J. Org. Chem.* **1997**, 62, 3500-3504.
- [5] a) R. Meuwly, A. Vasella, *Helv. Chim. Acta* **1986**, 69, 25-34; b) B. Müller, T. J. Martin, C. Schaub, R. R. Schmidt, *Tetrahedron Lett.* **1998**, 39, 509-512; c) N. Nguyen-Ba, L. Chan, M. Quimpère, N. Turcotte, N. Lee, H. Mitchell, J. Bédard, *Nucleosides & Nucleotides* **1999**, 18, 821-827; d) M.-J. Rubira, M.-J. Pérez-Pérez, J. Balzarini, M.-J. Camarasa, *Synlett* **1998**, 177-179.
- [6] X. Zheng, V. Nair, *Tetrahedron*, 1999, **55**, 11803-11818.

- [7] I. Cikotiene, R. Buksnaitiene, *Adv. Synth. Catal.* **2012**, *354*, 2719-2726.
- [8] a) M. Watanabe, S. Ijichi, S. Furukawa, *Synthesis* **1993**, 94-98; b) K. Yamana, H. Nakano, *Tetrahedron Lett.* **1996**, *37*, 5963-5966.
- [9] a) D. A. Evans, J. S. Johnson, E. J. Olhava, *J. Am. Chem. Soc.* **2000**, *122*, 1635-1649; b) C.-K. Pei, Y. Jiang, Y. Wei, M. Shi, *Angew. Chem. Int. Ed.* **2012**, *51*, 11328-11332; c) C. F. Weise, V. H. Lauridsen, R. S. Rambo, E. H. Iversen, M.-L. Olsen, K. A. Jørgensen, *J. Org. Chem.* **2014**, *79*, 3537-3546.
- [10] K. P. Jang, G. E. Hutson, R. C. Johnston, E. O. McCusker, P. H.-Y. Cheong, K. A. Scheidt, *J. Am. Chem. Soc.* **2014**, *136*, 76-79.
- [11] a) T.-H. Chan, Y.-C. Xin, *Chem. Commun.* **1996**, 905-906; b) P. Coutrot, C. Grison, M. Lecouvey, *Tetrahedron Lett.* **1996**, *37*, 1595-1598.
- [12] S. Sheffer-Dee-Noor, V. Belakhov, T. Baasov, *Tetrahedron Lett.* **1994**, *35*, 5077-5080.
- [13] C. Xu, Y. Zhang, C. Yuan, *Eur. J. Org. Chem.* **2004**, 2253-2262.
- [14] a) B. Bhatt, R. J. Thomson, M. von Itzstein, *J. Org. Chem.* **2011**, *76*, 4099-4104; b) K. Pachamuthu, I. Figueroa-Perez, I. A. I. Ali, R. R. Schmidt, *Eur. J. Org. Chem.* **2004**, 3959-3961.
- [15] V. S. Abramov, *Doklady Akad. Nauk-SSSR*, **1950**, *73*, 487-489; For reviews on the Abramov reaction, see: (b) R. Engel, *Org. React.* **1988**, *36*, 175-248; (c) O. I. Kolodiyjnui, *Usp. Khim. (Russ. Chem. Rev.)*, **2006**, *75*, 254-256.
- [16] a) V. S. Abramov, *Doklady Akad. Nauk-SSSR* **1950**, *73*, 487-489; For reviews on the Abramov reaction, see: b) R. Engel, *Org. React.* **1988**, *36*, 175-248; c) O. I. Kolodiyjnui, *Usp. Khim. (Russ. Chem. Rev.)* **2006**, *75*, 254-256.
- [17] a) T. Arai, M. Bougauchi, H. Sasai, M. Shibasaki, *J. Org. Chem.* **1996**, *61*, 2926-2927; b) H. Sasai, M. Bougauchi, T. Arai, M. Shibasaki, *Tetrahedron Lett.* **1997**, *38*, 2717-2720; c) D. M. Cermak, Y. Du, D. F. Weimer, *J. Org. Chem.* **1999**, *64*, 388-393; d) G. D. Joly, E. N. Jacobsen, *J. Am. Chem. Soc.* **2004**, *126*, 4102-4103; e) P. Muthupandi, G. Sekar, *Org. Biomol. Chem.* **2012**, *10*, 5347-5352; f) B. Saito, H. Egami, T. Katsuki, *J. Am. Chem. Soc.* **2007**, *129*, 1978-1986; g) J. P. Abell, H. Yamamoto, *J. Am. Chem. Soc.* **2008**, *130*, 10521-10523; h) K. Suyama, Y. Sakai, K. Matsumoto, B. Saito, T. Katsuki, *Angew. Chem. Int. Ed.* **2010**, *49*, 797-799 and references cited therein.
- [18] a) M. Nascimento de Oliveira, J. Fournier, S. Arseniyadis, J. Cossy, *Org. Lett.* **2017**, *19*, 14-17; b) H. Elhachemia, M. Cattoen, M. Cordier, J. Cossy, S. Arseniyadis, H. Iltki, L. El Kaïm, *Chem. Commun.* **2016**, *52*, 14490-14493; c) S. Arseniyadis, J. Fournier, T. Saravanan, O. Lozano, S. Prevost, A. Archambeau, C. Menozzi, J. Cossy, *Synlett* **2013**, 2350-2364; d) J. Fournier, O. Lozano, C. Menozzi, S. Arseniyadis, J. Cossy, *Angew. Chem. Int. Ed.* **2013**, *52*, 1257-1261; e) J. Fournier, S. Arseniyadis, J. Cossy, *Angew. Chem. Int. Ed.* **2012**, *51*, 7562-7566.
- [19] For examples of retro-Abramov reactions on aldehydes, see: a) G. Agnel, E.-I. Negishi, *J. Am. Chem. Soc.* **1991**, *113*, 7424-7426; b) B. J. Rowe, C. D. Spilling, *J. Org. Chem.* **2003**, *68*, 9502-9505; For similar reactions with ketones, see: c) R. Gancarz, I. Gancarz, *Tetrahedron Lett.* **1993**, *34*, 145-148; d) M. Sekine, M. Nakajima, A. Kume, A. Hashizume, T. Hata, *Bull. Chem. Soc. Jpn.* **1982**, *55*, 224-238.
- [20] a) M. Kuroboshi, T. Ishihara, T. Ando, *J. Fluorine Chem.* **1988**, *39*, 293-298; b) L. El Kaïm, L. Gaultier, L. Grimaud, A. Dos Santos, *Synlett* **2005**, 2335-2336; c) G. Pallikonda, R. Santosh, S. Ghosal, M. Chakravarty, *Tetrahedron Lett.* **2015**, *56*, 3796-3798.
- [21] Y. Chen, M. Chen, Y. Liu, *Angew. Chem. Int. Ed.* **2012**, *51*, 6493-6497.
- [22] R. A. Haight, E. J. Stoner, M. J. Peterson, V. K. Grover, *J. Org. Chem.* **2003**, *68*, 8092-8096.
- [23] a) R. Lakhmiri, P. Lhoste, D. Sinou, *Tetrahedron Lett.* **1989**, *30*, 4669-4672; b) B. Schmidt, A. Biernat, *Chem. Eur. J.* **2008**, *14*, 6135-6141; c) R. Lebeuf, K. Hirano, F. Glorius, *Org. Lett.* **2008**, *10*, 4243-4246.

Palladium-catalysed *O*-Allylation of α -Hydroxyphosphonates: An Expedient entry into Phosphono-oxaheterocycles

Adv. Synth. Catal. **Year**, *Volume*, Page – Page

Mansour Dolé Kerim, Martin Cattoen, Nicolas Fincias, Aurélie Dos Santos, Stelios Arseniyadis,* and Laurent El Kaïm*

