



Model-free control as a service in the industrial Internet of Things: Packet loss and latency issues via preliminary experiments

Cédric Join, Michel Fliess, Frédéric Chaxel

► To cite this version:

Cédric Join, Michel Fliess, Frédéric Chaxel. Model-free control as a service in the industrial Internet of Things: Packet loss and latency issues via preliminary experiments. 28th Mediterranean Conference on Control and Automation, MED 2020, Sep 2020, Saint-Raphaël, France. 10.1109/MED48518.2020.9183277 . hal-02546750

HAL Id: hal-02546750

<https://polytechnique.hal.science/hal-02546750>

Submitted on 24 Apr 2020

HAL is a multi-disciplinary open access archive for the deposit and dissemination of scientific research documents, whether they are published or not. The documents may come from teaching and research institutions in France or abroad, or from public or private research centers.

L'archive ouverte pluridisciplinaire **HAL**, est destinée au dépôt et à la diffusion de documents scientifiques de niveau recherche, publiés ou non, émanant des établissements d'enseignement et de recherche français ou étrangers, des laboratoires publics ou privés.

Model-Free Control as a Service in the Industrial Internet of Things: Packet loss and latency issues via preliminary experiments

Cédric Join^{1,3}, Michel Fliess^{2,3}, Frédéric Chaxel¹

Abstract—Model-Free Control (MFC), which is easy to implement both from software and hardware viewpoints, permits the introduction of a high level control synthesis for the Industrial Internet of Things (IIoT) and the Industry 4.0. The choice of the User Datagram Protocol (UDP) as the Internet Protocol permits to neglect the latency. In spite of most severe packet losses, convincing computer simulations and laboratory experiments show that MFC exhibits a good Quality of Service (QoS) and behaves better than a classic PI regulator.

Index Terms—Control engineering, model-free control, intelligent controllers, industrial internet of things, industry 4.0, cyber-physical systems, cloud computing, latency, packet loss, congestion, UDP protocol, half quadrotor, joystick.

I. INTRODUCTION

The conceptual meanings of the buzzwords *Industrial Internet of Things (IIoT)* (see, e.g., [8], [25]), *industry 4.0* (see, e.g., [17], [41]), *cyber-physical systems* (see, e.g., [34]) do overlap to some extent (see, e.g., [17], [21]). *Control engineering* (see, e.g., [4]) plays there a key rôle (see, e.g., [33], [51]) via networks that are often related to *cloud computing* (see, e.g., [32], [35]).

Among the numerous existing control strategies, *model predictive control* (see, e.g., [9]) seems today the most popular one, at least in the academic literature (see, e.g., [1], [3], [10], [18], [27], [28], [36], [44], [47], [48]). This communication advocates *Model-Free Control (MFC)* in the sense of [13], and the corresponding “intelligent” controllers. This setting, which is easy to implement both from software [13] and hardware [22] viewpoints, will hopefully lead in some near future to *Model-Free Control as a Service (MF-CaaS)*. It has been already most successfully applied in many concrete situations (see the references in [13] and [5] for a quite complete listing until the beginning of 2018). Some have been patented. The recent contributions of MFC to the dynamic adaptation of computing resource allocations under time-varying workload in cloud computing [6] and to the air-conditioning of data centers [14] should be emphasized here.

The choice of an appropriate *Internet Protocol (IP)* stack is of utmost importance in this networking context (see, e.g., [30]). It is obvious that packet loss and latency, which are

unavoidable, might significantly degrade the performances of any control law. There are two main protocols of transport layer, the *Transmission Control Protocol (TCP)* and the *User Datagram Protocol (UDP)* (see, e.g., [29], [45], [46] for some details). TCP is more reliable but may exhibit often fatal latency and jitter. This is why we select here UDP, which is faster:

- It permits to neglect the delay if the transmission distance is not “too” large (see Section V).
- Only packet loss, which might be most severe, is taken into account (compare, e.g., with [37]).
- Packets that arrive late are discarded.
- Congestion may therefore be somehow ignored.

This communication, which completes a recent technical report [24], is organized as follows. Basic facts about MFC are summarized in Section II. Section III is devoted to computer simulations. After the introduction of two types of packet loss in Section III-A, a single tank is analyzed in Section III-B: the computer simulations for MFC indicate in spite of serious packet losses a fine *Quality of Service (QoS)*, which is much better than with a classic PI. Those ascertainments are confirmed in Section IV via laboratory experiments with the Quanser AERO, i.e., a half quadrotor. In Section IV-C a joystick is added. See Section V for some suggestions on prospective studies.

II. MODEL-FREE CONTROL AND INTELLIGENT CONTROLLERS¹

A. The ultra-local model and intelligent controllers

For the sake of notational simplicity, let us restrict ourselves to single-input single-output (SISO) systems. The unknown global description of the plant is replaced by the following first-order *ultra-local model*:

$$\dot{y} = F + \alpha u \quad (1)$$

where

- 1) the control and output variables are respectively u and y ,
- 2) $\alpha \in \mathbb{R}$ is chosen by the practitioner such that the three terms in Equation (1) αu are of the same magnitude.

The following comments are useful:

- F is *data driven*: it is given by the past values of u and y .
- F includes not only the unknown structure of the system but also any disturbance.

¹See [13] for more details.

¹CNRS (CNRS, UMR 7039), Université de Lorraine, BP 239, 54506 Vandœuvre-lès-Nancy, France.

{Cedric.Join, Frederic.Chaxel}@univ-lorraine.fr

²LIX (CNRS, UMR 7161), École polytechnique, 91128 Palaiseau, France. Michel.Fliess@polytechnique.edu

³AL.I.E.N. (ALgèbre pour Identification & Estimation Numériques), 7 rue Maurice Barrès, 54330 Vézelize, France. {cedric.join, michel.fliess}@alien-sas.com

Close the loop with the *intelligent proportional controller*, or *iP*,

$$u = -\frac{F_{\text{est}} - \dot{y}^* + K_P e}{\alpha} \quad (2)$$

where

- y^* is the reference trajectory,
- $e = y - y^*$ is the tracking error,
- F_{est} is an estimated value of F ,
- $K_P \in \mathbb{R}$ is a gain.

Equations (1) and (2) yield

$$\dot{e} + K_P e = F - F_{\text{est}} \quad (3)$$

If the estimation F_{est} is “good”: $F - F_{\text{est}}$ is “small”, *i.e.*, $F - F_{\text{est}} \simeq 0$, then $\lim_{t \rightarrow +\infty} e(t) \simeq 0$ if $K_P > 0$. It implies that the tuning of K_P is quite straightforward. This is a major benefit when compared to the tuning of “classic” PID (see, *e.g.*, [4], [39]).

Remark 2.1: See [13], [23] for other types of ultra-local models, where the derivation order of y in Equation (1) should be greater than 1, and for the corresponding intelligent controllers. The extension to MIMO systems is straightforward [31].

B. Estimation of F

Mathematical analysis (see, *e.g.*, [7]) tells us that under a very weak integrability assumption, any function, for instance F in Equation (1), is “well” approximated by a piecewise constant function. The estimation techniques below are borrowed from [16], [43].

1) *First approach:* Rewrite then Equation (1) in the operational domain (see, *e.g.*, [50]):

$$sY = \frac{\Phi}{s} + \alpha U + y(0) \quad (4)$$

where Φ is a constant. We get rid of the initial condition $y(0)$ by multiplying both sides on the left by $\frac{d}{ds}$:

$$Y + s \frac{dY}{ds} = -\frac{\Phi}{s^2} + \alpha \frac{dU}{ds} \quad (5)$$

Noise attenuation is achieved by multiplying both sides on the left by s^{-2} . It yields in the time domain the real-time estimate, thanks to the equivalence between $\frac{d}{ds}$ and the multiplication by $-t$,

$$F_{\text{est}}(t) = -\frac{6}{\tau^3} \int_{t-\tau}^t [(\tau - 2\sigma)y(\sigma) + \alpha\sigma(\tau - \sigma)u(\sigma)] d\sigma$$

where $\tau > 0$ might be quite small. This integral, which is a low pass filter, may of course be replaced in practice by a classic digital linear filter.

2) *Second approach:* Close the loop with the *iP* (2). It yields:

$$F_{\text{est}}(t) = \frac{1}{\tau} \left[\int_{t-\tau}^t (\dot{y}^* - \alpha u - K_P e) d\sigma \right]$$

III. COMPUTER EXPERIMENTS

A. Generalities

We use an intelligent proportional controller, *i.e.*, Formula (2), where F and u are obtained thanks to a computer server which is connected to the plant via UDP. Two types of packet loss are considered :

- **Fault 1** – Some measurements of the sensor y do not reach the server. The estimation of F and u is frozen.
- **Fault 2** – The calculations of the server do not reach the plant. The control variable u is thus frozen, but not the estimation of F .

B. A single tank

1) *Model-free control:* The following mathematical model is only useful for computer simulations:²

$$\dot{y} = \frac{(u - 0.248\mathfrak{K}\sqrt{y})}{5} \quad 0 < y < 60, 0 < u < 70 \quad (6)$$

The outlet valve opening \mathfrak{K} , $0 < \mathfrak{K} < 100$, should be viewed as an unknown perturbation. The output is corrupted by an additive band-limited white noise of power 0.025 (see, *e.g.*, [42]). The sampling time is 100ms. The simulations duration is equal to 200s. The reference trajectory y^* , which is piecewise constant, explores all the possibilities: $y^*(t) = 0$ if $0 \leq t < 10$ s, $y^*(t) = 15$ if $10 \leq t < 80$ s, $y^*(t) = 40$ if $80 \leq t < 100$ s, $y^*(t) = 55$ if $100 \leq t < 130$ s, $y^*(t) = 10$ if $130 \leq t < 180$ s, $y^*(t) = 0$ if $180 \leq t < 200$ s. Set $\mathfrak{K} = 10$ if $0 \leq t < 30$, $\mathfrak{K} = 50$ if $30 \leq t < 120$, $\mathfrak{K} = 20$ if $120 \leq t < 200$. Set in Formula (2) $\alpha = 0.1$, $K_P = 0.5$. In order to assess the effects of the packet loss 5 scenarios are considered:

- **Scenario 1** – Tracking of the reference trajectory and no packet loss.
- **Scenario 2** – Fault 1 (resp. 2) occurs if $140 \leq t < 150$ (resp. $50 \leq t < 60$).
- **Scenarios 3, 4 & 5** – There is 30% (resp. 50%, 70%) of packet loss. Both types are evenly distributed

Figures 1-3 display strong performances in spite of a big packet loss and significant variations of the parameter \mathfrak{K} . The poor tracking of the setpoint when $100 < t < 120$ is due to the saturation of control variable u and not to the packet loss.

2) *A comparison with a PI controller:* Consider a classic PI controller (see, *e.g.*, [4], [39]) where e is the tracking error, $k_p, k_i \in \mathbb{R}$ are the gains:

$$u = k_p e + k_i \int e \quad (7)$$

Set for the tank $\mathfrak{K} = 30$ and for Formula (7) $k_p = 29.69$, $k_i = 2.2489$.³ The results in Figure 1-(c) are rather good without any packet loss, although u (see Figure 1-(d)) is quite sensitive to the corrupting noise. When the packet

²See the real-time Matlab example:

https://fr.mathworks.com/help/sldrt/ug/water-tank-model-with-dashboard.html?s_tid=srchtitle

³Those numerical values are obtained via the Broïda method which is very popular in France (see, *e.g.*, [39]).

loss become important Figure 5 shows a poor tracking. The malfunction depicted in Figure 4 is due to the usual *anti-windup*, which is related to the integral term in Equation (7) (see, e.g., [4], [39]).

Remark 3.1: In another situation, where a delay cannot be neglected, it has been shown [20] that our iP behaves better than a classic PI.

IV. EXPERIMENTS WITH THE QUANSER AERO

A. Quick presentation

The Quanser AERO⁴ is a half-quadrotor, which “is a fully integrated dual-motor lab experiment, designed for advanced control research and aerospace applications.” Two motors driving the propellers, which might turn clockwise or not, are controlling the angular position y (rad) of the arms. Write v_i , $i = 1, 2$, the supply voltage of motor i , where $-24\text{v} \leq v_i \leq 24\text{v}$ (volt).

B. Some experiments

The single control variable u in Equation (1) is defined by

- if $u > 0$, then $v_1 = 10 + u$, $v_2 = -10 - u$
- if $u < 0$, then $v_1 = -10 + u$, $v_2 = 10 - u$.

In Equations (1)-(2) moreover, $\alpha = 5$, $K_P = -10$. Everything is programed in C# and stored in the server. It computes u and F_{est} , every 10ms, according to the process interface instructions. Consider again the types of packet loss of Section III-A. The duration of the experiments is equal to 250s. Three scenarios are examined:

- **Scenario 1** – 2 long transmission cuts with fault 1, and 1 with fault 2.
- **Scenario 2** – between the process interface and the server 24.02% of faults 1 and 24.85% of faults 2.
- **Scenario 3** – between the process interface and the server 39.2484% of faults 1 and 39.64% of fault 2.

Figure 6 shows a lower quality of the tracking with the long cuts in scenario 1. Note that when the cut is over, the tracking becomes again good. For the scenarios 2 and 3, Figures 7 and 8 display excellent performances, in spite of the very high packet loss in scenario 3.

C. Use of a joystick

1) *The joystick:* A joystick G_{joystick} is assumed to impose a motion to the AERO. According to the “philosophy” of *flatness-based* control (see [15] and [4])

- it means to select thanks to the joystick an appropriate reference trajectory,
- the iP (2) ensures a good tracking.

Let us assume for simplicity’s sake that this trajectory is deduced from the joystick’s motion $\text{Mot}(G_{\text{joystick}})$ via a linear filter with *transfer function* (see, e.g., [4])

$$\frac{1}{(Ts + 1)^2}$$

⁴See the link

<https://www.quanser.com/products/quanser-aero/> where a detailed picture is available.

Remark 4.1: The relationship with *cloud gaming* (see, e.g., [11]) and *telesurgery* (see, e.g., [26]) is obvious.

2) *Scenarios without any packet loss:* Three scenarios are again considered:

- **Scenario 4** – $T = 4\text{s}$.
- **Scenario 5** – $T = 2\text{s}$.
- **Scenario 6** – $T = 0.5\text{s}$.

Figures 9 and 10 display an excellent tracking for the scenarios 4 and 5. A deterioration appears in Figure 11 with respect to the scenario 6: this scenario is not really feasible from a purely mechanical viewpoint. Scenario 5 seems to be the best compromise between the speed of reaction and reachable trajectories.

3) *Scenarios with packet loss:* Consider therefore the three following scenarios:

- **Scenario 7** – $T = 2\text{s}$, 2 long transmission cuts with fault 1, and 1 with fault 2;
- **Scenario 8** – $T = 2\text{s}$, between the supervisor and the server 23.56% of faults 1 and 25.2480% of faults 2;
- **Scenario 9** – $T = 2\text{s}$, between the supervisor and the server 38.79% of faults 1 and 40.45% of fault 2.

The results in Figure 12 are good outside the transmission cuts. Those in Figure 13 are quite correct in spite of an important packet loss. The scenario 9, where the packet loss is huge, is inducing some lack of efficiency as shown in Figure 14.

V. CONCLUSION

MFC [13] might be a most promising tool for control networking. Our study corroborates [40]: “Control in the IoT imposes control-theoretic challenges that we are unlikely to encounter in our usual application domains.” Let us stress therefore that the robustness of MFC with respect to packet loss is today only a purely empirical fact. In the spirit of “experimental mathematics” (see, e.g., [2]), a theoretical justification needs to be presented.

When the transmission distance becomes large, for instance between France and USA or China, or between the Earth and the Moon,⁵ latency may perhaps not be neglected anymore. A straightforward extension of our viewpoint yields to a constant delay (compare, e.g., with [12], [37], [38], [49]). In this context the approach on *supply chain management* in [19] might be useful.

REFERENCES

- [1] T. Abdelzaher, Y. Hao, K. Jayarajah, A. Misra, P. Skarin, S. Yao, D. Weerakoon, K.E. Årzén. Five challenges in cloud-enabled intelligence and control. *ACM Trans. Intern. Techno.*, 20, 2020. <https://doi.org/10.1145/3366021>
- [2] V.I. Arnold. *Experimental Mathematics* (translated from the Russian). Math. Sci. Res. Institut., 2015.
- [3] K.E. Årzén, P. Skarin, W. Tärnberg, M. Kihl. Control over the edge cloud – An MPC example. *1st Int. Workshop Trustworth. Real-time Comput. Cyber-Phys. Syst.*, Nashville, 2018.
- [4] K.J. Åström, R.M. Murray. *Feedback Systems: An Introduction for Scientists and Engineers*. Princeton University Press, 2008.

⁵Such long distances might be unusual in the IIoT!

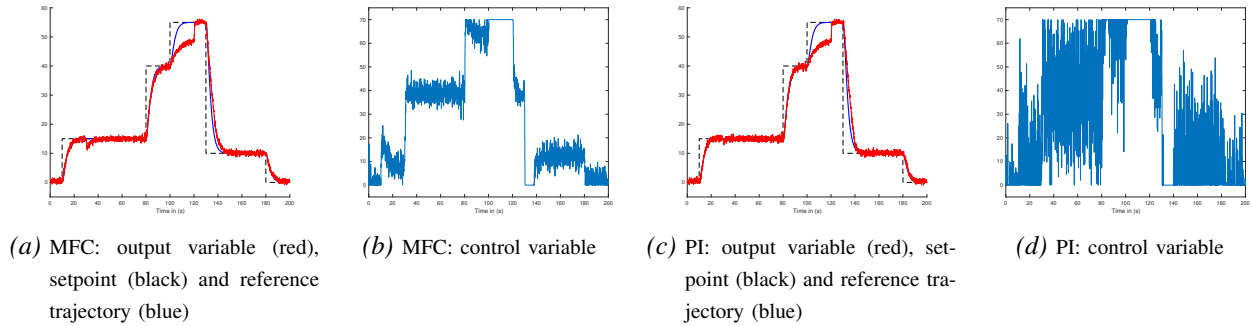


Fig. 1: Scénario 1: MFC & PI

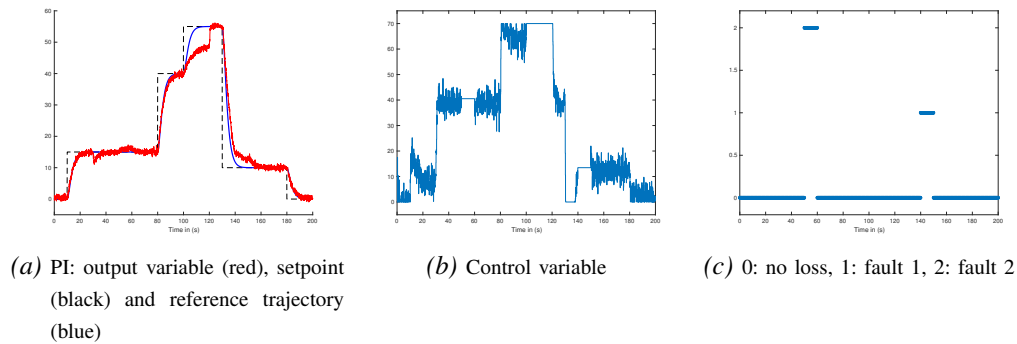


Fig. 2: Scénario 2: MFC

- [5] O. Bara, M. Fliess, C. Join, J. Day, S.M. Djouady. Toward a model-free feedback control synthesis for treating acute inflammation. *J. Theoret. Biology*, 448, 26-37, 2018
- [6] M. Bekcheva, M. Fliess, C. Join, A. Moradi, H. Mounier. Meilleure élasticité “nuagique” par commande sans modèle. *ISTE OpenSci. Contr./Automat.*, 2, 15 pages, 2018.
<https://hal.archives-ouvertes.fr/hal-01884806/en/>
- [7] N. Bourbaki. *Fonctions d'une variable réelle*. Hermann, 1976. English translation: *Functions of a Real Variable*. Springer, 2004.
- [8] H. Boyes, B. Halla, J. Cunningham, T. Watson. The industrial internet of things (IIoT): An analysis framework. *Computers Industry*, 101, 1-12, 2018.
- [9] E.F. Camacho, C. Bordons. *Model Predictive Control* (2nd correct. ed.). Springer, 2007.
- [10] R. Carli, G. Cavone, S. Ben Othman, M. Dotoli. IoT based architecture for model predictive control of HVAC systems in smart buildings. *Sensors*, 20, 2020. doi:100.2590/s20030781
- [11] M. Claypool. Game input with delay-moving target selection with a game controller thumbstick. *ACM Trans. Multimed. Comput. Communicat. Appl.*, 14, article 57, 2018.
- [12] P. Ferrari, E. Sisinni, D. Brandão, M. Rocha. Evaluation of communication latency in industrial IoT applications. *Int. Workshop Measur. Network.*, Naples, 2017.
- [13] M. Fliess, C. Join. Model-free control. *Int. J. Contr.*, 86, 2228-2252, 2013.
- [14] M. Fliess, C. Join, M. Bekcheva, A. Moradi, H. Mounier. A simple but energy-efficient HVAC control synthesis for data centers. *3rd Int. Conf. Contr. Automat. Diagnos. (ICCAD'19)*, Grenoble, 2019.
<https://hal.archives-ouvertes.fr/hal-02125159/en/>
- [15] M. Fliess, J. Lévine, P. Martin, P. Rouchon. Flatness and defect of non-linear systems: introductory theory and examples. *Int. J. Contr.*, 61, 1327-1361, 1995.
- [16] M. Fliess, H. Sira-Ramírez. Closed-loop parametric identification for continuous-time linear systems via new algebraic techniques. H. Garnier & L. Wang (Eds): *Identification of Continuous-time Models from Sampled Data*, Springer, pp. 362-391, 2008.
- [17] A. Gilchrist. *Industry 4.0: The Industrial Internet of Things*. Apress, 2016.
- [18] Q. Ha, M.D. Phung. IoT-enabled dependable control for solar energy harvesting in smart buildings. *IET Smart Cities*, 2019.
doi: 10.1049/iet-smc.24819.0052
- [19] K. Hamiche, M. Fliess, C. Join, H. Abouaïssa. Bullwhip effect attenuation in supply chain management via control-theoretic tools and short-term forecasts: A preliminary study with an application to perishable inventories. *6th Int. Conf. Contr. Deci. Informat. Techno.*, Paris, 2019.
<https://hal.archives-ouvertes.fr/hal-02050480/en/>
- [20] W. Han, G. Wang, A.M. Stankovic. Application of ultra-local models in automatic generation control with co-simulation of communication delay. *North Amer. Power Symp. (NAPS)*, Morgantown, 2017.
- [21] M. Hermann, T. Pentek, B. Otto. Design principles for industrie 4.0 scenarios: A literature review. *Working Paper*, Technische Universität, Dortmund.
- [22] C. Join, F. Chaxel, M. Fliess. “Intelligent” controllers on cheap and small programmable devices. *2nd Int. Conf. Contr. Fault-Tolerant Syst.*, Nice, 2013.
<https://hal.archives-ouvertes.fr/hal-00845795/en/>
- [23] C. Join, E. Delaleau, M. Fliess, C.H. Moog. Un résultat intrigant en commande sans modèle. *ISTE OpenSci. Automat./Contr.*, 1, 9 pages, 2017. <https://hal.archives-ouvertes.fr/hal-01628322/en/>
- [24] C. Join, M. Fliess, F. Chaxel. Model-free control as a service and the Internet of Things (IIoT): Some preliminary considerations. *Tech. Rep.*, École polytech., Palaiseau, 2019.
<https://hal.archives-ouvertes.fr/hal-02356001/en/>
- [25] D.-S. Kim, H. Tran-Dang. *Industrial Sensors and Controls in Communication Networks – From Wired Technologies to Cloud Computing and Internet of Things*. Springer, 2019.
- [26] C. Korte, S.S. Nair, V. Nistor, T.P. Low, C.R. Doarn, G. Schaffner. Determining the threshold of time-delay for teleoperation accuracy and efficiency in relation to telesurgery. *Telemed. e-Health*, 20, 1078-1086, 2014.
- [27] R. Kouki, A. Boe, T. Vantrois, F. Bouani. IoT predictive application for DC motor control using radio frequency links. *Medit. Microwave Symp.*, Marseille, 2017.
- [28] R. Kouki, A. Boe, T. Vantrois, F. Bouani. Autonomous Internet of Things predictive control application based on wireless networked

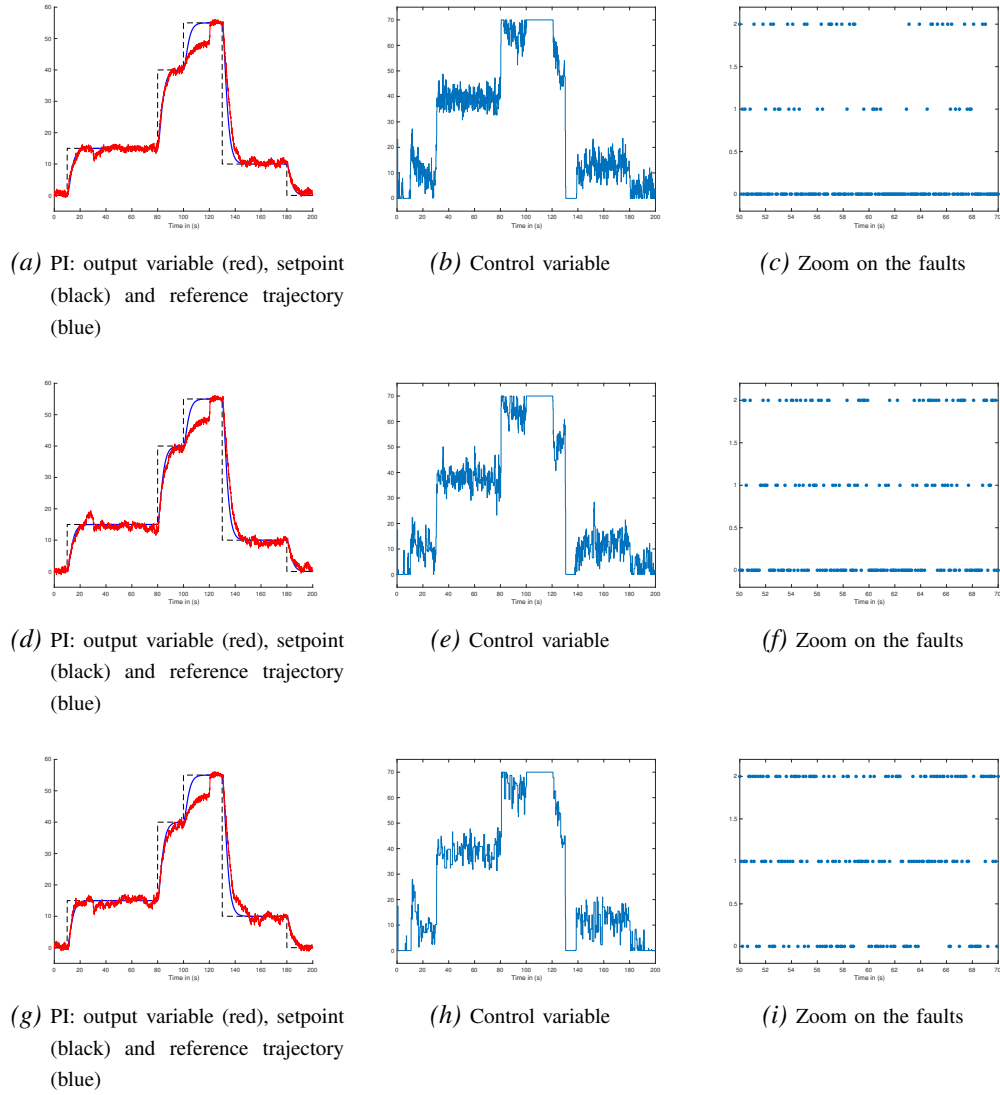


Fig. 3: Scenarios 3, 4 & 5: MFC

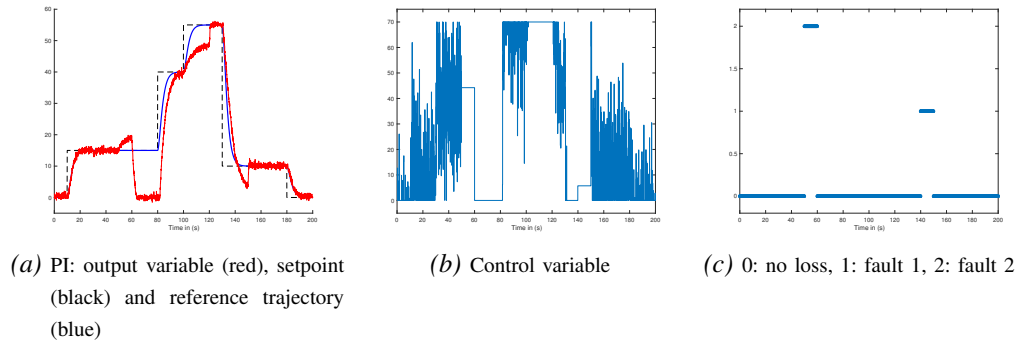


Fig. 4: Scenario 2: PI

- multi-agent topology and embedded operating system. *J. Syst. Contr. Engin.*, 234, 577-595, 2020
- [29] S. Kumar, S. Rai. Survey on transport layer protocols: TCP & UDP. *Int. J. Comput. App.*, 46, 20-25, 2012.
- [30] J.F. Kurose, K.W. Ross. *Computer Networking* (5th ed.). Addison-

Wesley, 2010.

- [31] F. Lafont, J.-F. Balmat, N. Pessel, M. Fliess. A model-free control strategy for an experimental greenhouse with an application to fault accommodation. *Comput. Electron. Agricul.*, 110, 139-149, 2015.
- [32] X.F. Liu, M.R. Shahriar, S.M.N. Al Sunny, M.C. Leub, L. Hub. Cyber-

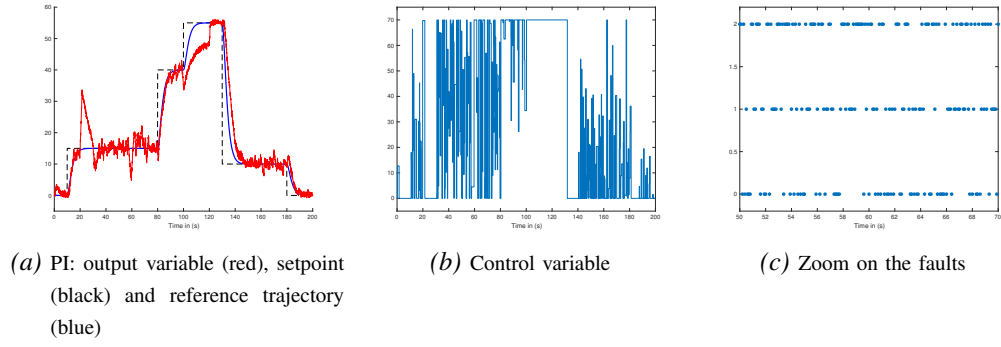


Fig. 5: Scénario 5 : PI

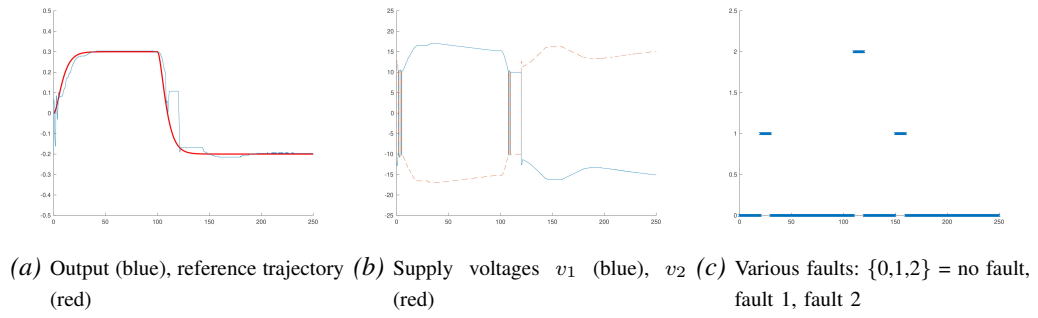


Fig. 6: Scenario 1

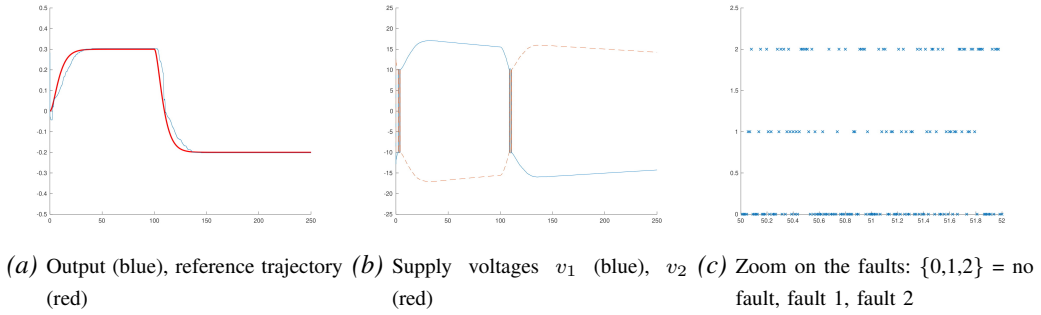


Fig. 7: Scenario 2

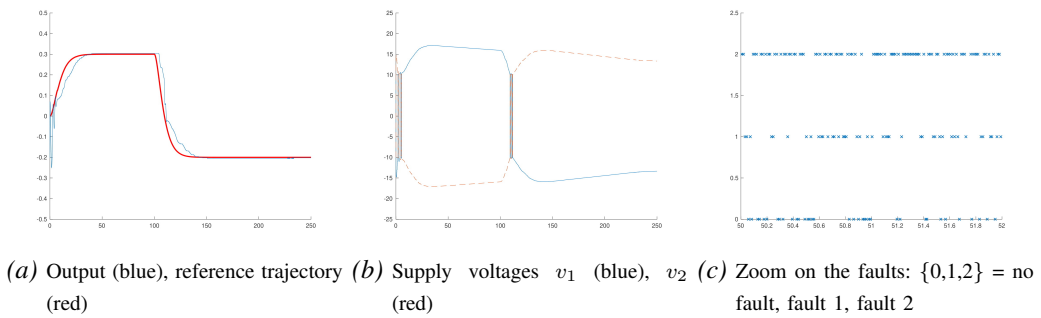


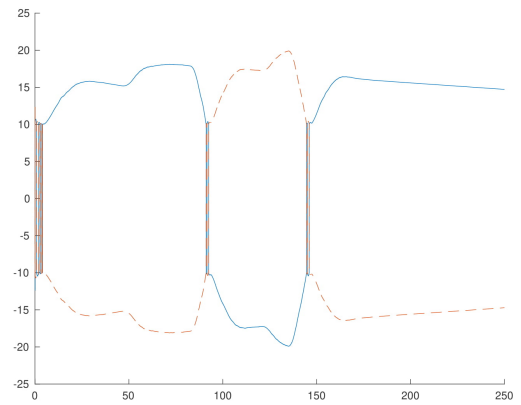
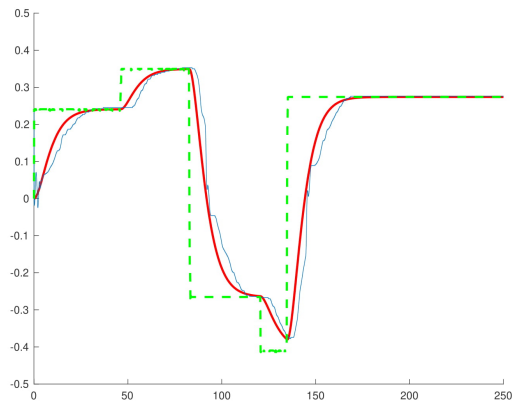
Fig. 8: Scenario 3

physical manufacturing cloud: Architecture, virtualization, communication, and testbed. *J. Manuf. Syst.*, 43, 352-364, 2017.

[33] M.S. Mahmoud, Y. Xia. *Networked Control Systems – Cloud Control*

and Secure Control, Butterworth-Heinemann, 2019.

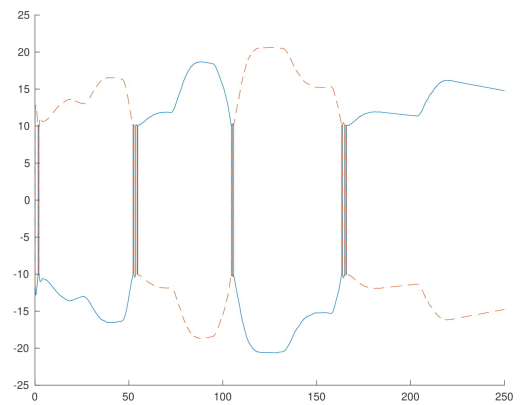
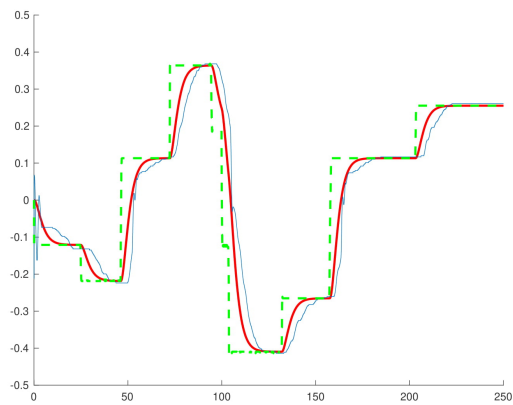
[34] S. Manfredi. *Multilayer Networked Control of Cyber-physical Systems*. Springer, 2017.



(a) Output (blue), reference trajectory (red), joystick (green)

(b) Supply voltages v_1 (blue), v_2 (red)

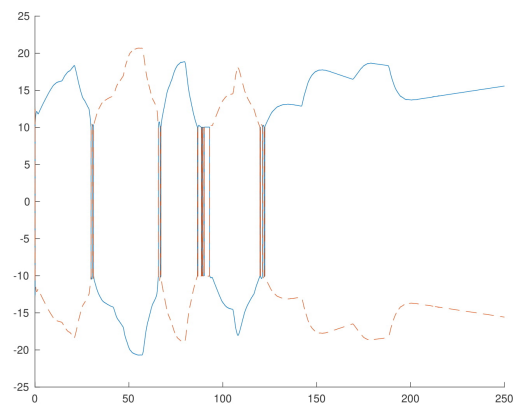
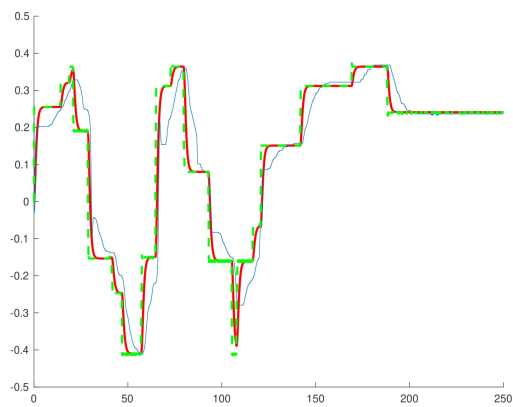
Fig. 9: Scenario 4



(a) Output (blue), reference trajectory (red), joystick (green)

(b) Supply voltages v_1 (blue), v_2 (red)

Fig. 10: Scenario 5



(a) Output (blue), reference trajectory (red), joystick (green)

(b) Supply voltages v_1 (blue), v_2 (red)

Fig. 11: Scenario 6

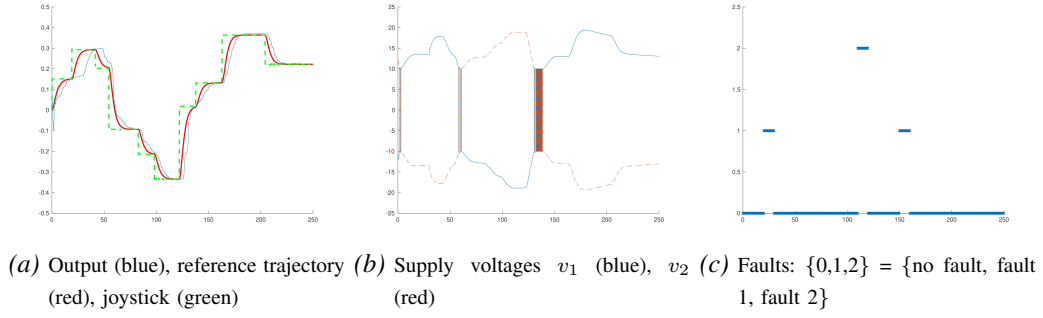


Fig. 12: Scenario 7

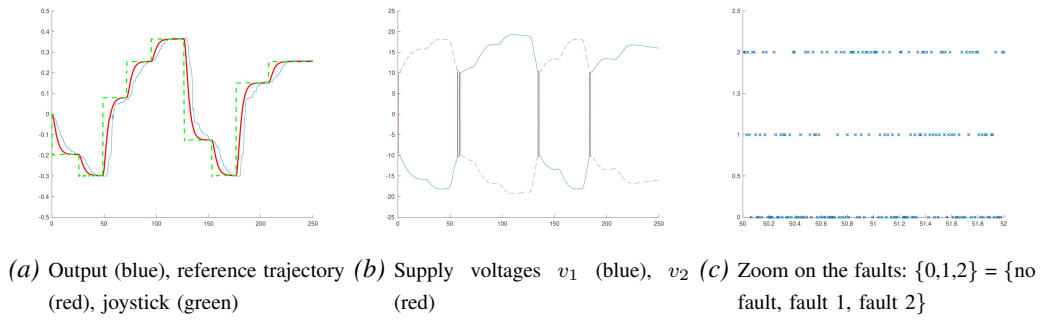


Fig. 13: Scenario 8

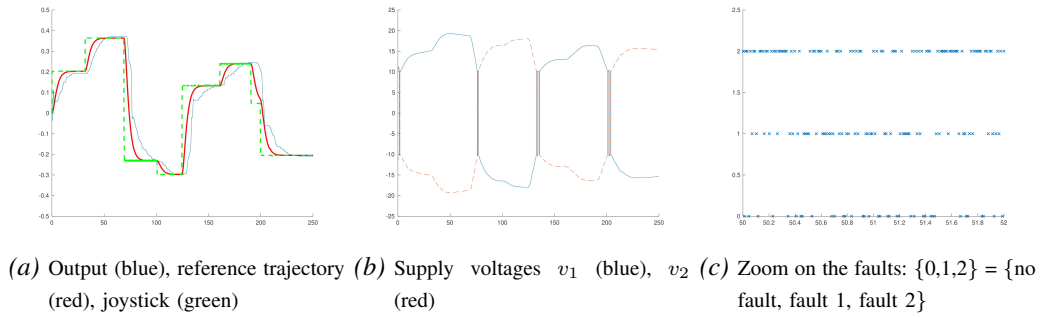


Fig. 14: Scenario 9

- [35] D.C. Marinescu. *Cloud Computing – Theory and Practice*. Morgan Kaufmann, 2013.
- [36] T.F. Megahed, S.M. Abdelkader, A. Zakaria. Energy management in zero-energy building using neural network predictive control. *IEEE Internet Things J.*, 6, 5336-5344, 2019.
- [37] V. Millnert. *A Timely Journey Through the Cloud*. Ph.D. Thesis, Dept. Automat. Contr., Lunds Universitet, 2019.
- [38] V. Millnert, J. Eker, E. Bini. Achieving predictable and low end-to-end Latency for a network of smart services. *IEEE Glob. Communicat. Conf. (GLOBECOM)*, Abu Dhabi, 2018.
- [39] P. Prouvost. *Automatique – Contrôle et régulation* (2^e éd.) Dunod, 2010.
- [40] T. Samad. Control systems and the Internet of Things. *IEEE Contr. Syst. Magaz.*, 36, 13-16, 2016.
- [41] T. Schulz (Hrsg.). *Industrie 4.0: Potenziale erkennen und umsetzen*. Vogel Business Media, 2017.
- [42] W.McC. Siebert. *Circuits, Signals and Systems*. MIT Press, 1986.
- [43] H. Sira-Ramírez, C. García-Rodríguez, J. Cortés-Romero, A. Luviano-Juárez. *Algebraic Identification and Estimation Methods in Feedback Control Systems*. Wiley, 2014.
- [44] P. Skarin, J. Eker, M. Kihl, Karl-Erik Årzén. An assisting model predictive controller approach to control over the cloud. [arXiv:1905.06305](https://arxiv.org/abs/1905.06305), 2019
- [45] Suberman, Suwendri, M. Al-Akaidi. A review on transport layer protocol performance for delivering video on an adhoc network. *IOP Conf. Ser. Mater. Sci. Engin.*, 237, 0120018, 2017.
- [46] C.C. Wu, K.T. Chen, C.M. Chen, P. Huang, C.L. Lei. On the challenge and design of transport protocols for MMORPGs. *Multimed. Tools Appl.*, 45, 7-32, 2009.
- [47] A. Vick, J. Guhl, J. Kruger. Model predictive control as a service - concept and architecture for use in cloud-based robot control. *21st Int. Conf. Meth. Models Automat. Robot.*, Miedzyzdroje 2016.
- [48] Y.-Q. Xia, Y.-L. Gao, L.-P. Yan, M.-Y. Fu. Recent progress in networked control systems – A survey. *Int. J. Automat. Comput.*, 12, 343-367, 2015.
- [49] A.A. Yaseen, M. Bayart. A model-free approach to networked control system with time-varying communication delay. *IFAC-PapersOnLine*, 51-24, 558-563, 2018.
- [50] K. Yosida. *Operational Calculus* (translated from the Japanese). Springer, 1984.
- [51] Y. Zitelli, F. Tao. *Optimization of Manufacturing Systems Using the Internet of Things* Academic Press, 2017.